



October 21, 2019

To,  
Listing Compliance Department,  
BSE Limited,  
P.J. Towers, Dalal Street,  
Mumbai – 400 001.

Dear Sir/Madam,

**Subject: Submission under Regulation 52 of the Securities and Exchange Board of India (Listing Obligations and Disclosure Requirements) Regulations, 2015 ("Listing Regulations")**

With reference to the captioned subject, we wish to inform you that the Board of Directors of IIFL Wealth Finance Limited ("the Company") at its Meeting held on October 21, 2019, has approved the Unaudited Financial Results for the half year ended September 30, 2019. Accordingly, please find enclosed the following:

- Unaudited Financial Results along with Auditors' Limited Review Report thereon under Regulation 52(1) of Listing Regulations.
- Half yearly statement containing details for Non-Convertible Debentures under Regulation 52(4) of Listing Regulations.
- Certificate signed by Debenture Trustee under Regulation 52(5) of Listing Regulations stating that it has taken note of the contents under Regulation 52(4) of Listing Regulations.
- Certificate as required under Regulation 52(7)

Further, in accordance with Regulation 52 of Chapter V of Listing Regulations, as amended, the above mentioned disclosures are uploaded on the website of the Company.

kindly take the aforesaid submission on record and acknowledge the receipt.

Thanking you,

Yours truly,

For IIFL Wealth Finance Limited

Himanshu Jain

Whole time Director & CEO



**IIFL WEALTH FINANCE LIMITED**  
(FORMERLY KNOWN AS CHEPHIS CAPITAL MARKETS LIMITED)

Corporate & Registered Office:  
6<sup>th</sup> Floor, IIFL Centre, Kamala City, Senapati Bapat Marg,  
Lower Parel (W), Mumbai – 400 013  
Tel: (91-22) 4876 5600 | Fax: (91-22) 4646 4706

(An IIFL Group Company)  
[www.iiflwealthfinance.com](http://www.iiflwealthfinance.com)

CIN: U65990MH1994PLC080646

**INDEPENDENT AUDITOR'S REVIEW REPORT ON REVIEW OF INTERIM  
FINANCIAL RESULTS**

**TO THE BOARD OF DIRECTORS OF  
IIFL WEALTH FINANCE LIMITED**


1. We have reviewed the accompanying Statement of Unaudited Financial Results of **IIFL WEALTH FINANCE LIMITED** ("the Company") for the six months ended September 30, 2019 ("the Statement"), being submitted by the Company pursuant to the requirement of Regulation 52 of the SEBI (Listing Obligations and Disclosure Requirements) Regulations, 2015, as amended.
2. This Statement, which is the responsibility of the Company's Management and approved by the Company's Board of Directors, has been prepared in accordance with the recognition and measurement principles laid down in the Indian Accounting Standard 34 "Interim Financial Reporting" ("Ind AS 34"), prescribed under Section 133 of the Companies Act, 2013 read with relevant rules issued thereunder and other accounting principles generally accepted in India. Our responsibility is to express a conclusion on the Statement based on our review.
3. We conducted our review of the Statement in accordance with the Standard on Review Engagements (SRE) 2410 'Review of Interim Financial Information Performed by the Independent Auditor of the Entity', issued by the Institute of Chartered Accountants of India (ICAI). A review of interim financial information consists of making inquiries, primarily of the Company's personnel responsible for financial and accounting matters, and applying analytical and other review procedures. A review is substantially less in scope than an audit conducted in accordance with Standards on Auditing specified under section 143(10) of the Companies Act, 2013 and consequently does not enable us to obtain assurance that we would become aware of all significant matters that might be identified in an audit. Accordingly, we do not express an audit opinion.



**Deloitte  
Haskins & Sells LLP**

4. Based on our review conducted as stated in paragraph 3 above, nothing has come to our attention that causes us to believe that the accompanying Statement, prepared in accordance with the recognition and measurement principles laid down in the aforesaid Indian Accounting Standard and other accounting principles generally accepted in India, has not disclosed the information required to be disclosed in terms of Regulation 52 of the SEBI (Listing Obligations and Disclosure Requirements) Regulations, 2015, as amended, including the manner in which it is to be disclosed, or that it contains any material misstatement.

**For DELOITTE HASKINS & SELLS LLP**  
Chartered Accountants  
(Firm's Registration No. 117366W/W-100018)



Anjum A. Qazi  
(Partner)

(Membership No. 104968)

(UDIN: 19104968AAAAKP4571 )

Place: Mumbai  
Date: October 21, 2019

IIFL WEALTH FINANCE LIMITED

CIN: U65990MH1994PLC080646

6th Floor, IIFL Centre, Kamala City, Senapati Bapat Marg, Lower Parel (West), Mumbai-

400013, Maharashtra, India. Telephone +91 22 3958 5600, Fax +91 22 4646 4706

Email id: nbfc-compliance@iiflw.com


Website: www.iiflwealth.com

STATEMENT OF UNAUDITED FINANCIAL RESULTS FOR THE HALF YEAR ENDED SEPTEMBER 30, 2019

(Amount in lakhs)

SR. No.	Particulars	Half Year ended 30th September 2019 Unaudited	Half Year ended 30th September 2018 Unaudited	Year ended 31st March 2019 Audited
<b>1</b>	<b>Revenue from operations</b>			
(a)	Interest income	39,077.50	34,712.10	65,563.79
(b)	Dividend & Distribution income on investments	150.38	42.67	189.57
(c)	Fees and commission income	254.91	368.56	428.51
(d)	Net gain on fair value changes	1,316.04	338.90	4,788.50
	<b>Total revenue from operations</b>	<b>40,798.83</b>	<b>35,462.23</b>	<b>70,970.37</b>
<b>2</b>	<b>Other income</b>	0.92	-	-
<b>3</b>	<b>Total income (1+2)</b>	<b>40,799.75</b>	<b>35,462.23</b>	<b>70,970.37</b>
	<b>Expenses</b>			
(a)	Finance costs	24,559.16	23,342.99	42,177.76
(b)	Impairment on financial instruments	(485.00)	(183.84)	(755.55)
(c)	Employee benefits expenses	451.74	354.89	639.07
(d)	Depreciation, amortization and impairment	19.30	12.61	25.32
(e)	Others expenses	553.76	609.70	1,570.05
<b>4</b>	<b>Total expenses</b>	<b>25,098.96</b>	<b>24,136.35</b>	<b>43,656.65</b>
<b>5</b>	<b>Profit before tax (3-4)</b>	<b>15,700.79</b>	<b>11,325.88</b>	<b>27,313.72</b>
<b>6</b>	<b>Tax expense:</b>			
(a)	Current tax	3,257.01	3,752.47	8,960.27
(b)	Deferred tax	856.32	66.20	202.60
<b>7</b>	<b>Profit for the year (5-6)</b>	<b>11,587.46</b>	<b>7,507.21</b>	<b>18,150.85</b>
<b>8</b>	<b>Other comprehensive income</b>			
(a)	(i) Items that will not be reclassified to profit or loss			
	- Remeasurements of Employee Benefits	3.13	4.06	(4.33)
	(ii) Income tax relating to items that will not be reclassified to profit or loss	(0.79)	(1.42)	1.51
	Subtotal (a)	2.34	2.64	(2.82)
(b)	(i) Items that will be reclassified to profit or loss	-	-	-
	(ii) Income tax relating to items that will be reclassified to profit or loss	-	-	-
	Subtotal (b)	-	-	-
	Other comprehensive income (a+b)	2.34	2.64	(2.82)
<b>9</b>	<b>Total comprehensive income for the period (7+8) (Comprising profit and other comprehensive income for the year)</b>	<b>11,589.80</b>	<b>7,509.85</b>	<b>18,148.03</b>
<b>10</b>	<b>Earnings per equity share *</b>			
	Basic (Rs.)	3.79	2.70	6.22
	Diluted (Rs.)	3.79	2.70	6.22

\* EPS for Half Year Ended is not annualised



IIFL WEALTH FINANCE LIMITED  
BALANCE SHEET AS AT SEPTEMBER 30, 2019

(Amount in lakhs)

Sr. No.	Particulars	As at September 30, 2019	As at March 31, 2019
	<b>ASSETS</b>		
<b>1</b>	<b>Financial Assets</b>		
(a)	Cash and cash equivalents	56,734.95	3,625.81
(b)	Bank balance other than (a) above	-	-
(c)	Derivative financial instruments	10,048.42	9,609.46
(d)	Receivables		
	(I) Trade receivables	80.60	29.01
	(II) Other receivables	46.73	37,753.47
(e)	Loans	4,01,220.36	5,01,622.56
(f)	Investments	4,99,281.11	2,93,937.36
(g)	Other financial assets	750.14	3,316.74
<b>2</b>	<b>Non-Financial Assets</b>		
(a)	Current tax assets (net)	558.10	17.05
(b)	Deferred tax assets (net)	-	755.54
(c)	Property, plant and equipment	10.34	10.42
(d)	Other intangible assets	8.35	21.01
(e)	Right to use	31.08	-
(f)	Other non-financial assets	183.71	170.98
	<b>Total Assets</b>	<b>9,68,953.89</b>	<b>8,50,869.41</b>
	<b>LIABILITIES AND EQUITY</b>		
	<b>LIABILITIES</b>		
<b>1</b>	<b>Financial Liabilities</b>		
(a)	Derivative financial instruments	24,929.84	25,160.93
(b)	Payables		
	(I) Trade payables		
	(i) total outstanding dues of micro enterprises and small enterprises	-	-
	(ii) total outstanding dues of creditors other than micro enterprises and small enterprises	305.01	180.92
(c)	Finance Lease Obligation	32.15	-
(d)	Debt securities	4,29,961.68	4,35,594.69
(e)	Borrowings (other than debt securities)	2,36,000.00	1,13,601.27
(f)	Subordinated liabilities	57,013.41	57,013.41
(g)	Other financial liabilities	33,896.54	26,900.50
<b>2</b>	<b>Non-Financial Liabilities</b>		
(a)	Current tax liabilities (net)	1,180.59	2,211.78
(b)	Provisions	45.52	41.60
(c)	Deferred tax liabilities (net)	101.57	-
(d)	Other non-financial liabilities	14.25	76.06
<b>3</b>	<b>EQUITY</b>		
(a)	Equity share capital	30,549.38	30,549.38
(b)	Other equity	1,54,923.95	1,59,538.87
	<b>Total Liabilities and Equity</b>	<b>9,68,953.89</b>	<b>8,50,869.41</b>



2. The above unaudited financial results for the half year ended 30th September 2019 have been reviewed by the Audit Committee and recommended for approval and approved by the Board of Directors of the Company at its meeting held on 21st October 2019. The Statutory Auditors of the Company have carried out Limited Review of the aforesaid results.

3. These unaudited financial results have been prepared in accordance with the requirement of Regulation 52 of the SEBI (Listing Obligations and Disclosure Requirements) Regulations, 2015 as modified by Circular No. CIR/CFD/FAC/62/2016 dated July 5, 2016 read with CIR/IMD/DF1/69/2016 dated August 10, 2016.

4. These unaudited financial results have been prepared in accordance with the recognition and measurement principals laid down in Indian Accounting Standards 34 — Interim Financial Reporting ("Ind AS 34") prescribed under section 133 of the Companies Act, 2013 read with relevant rules issued thereunder and other accounting principal generally accepted in India.

5. The Company has adopted Ind AS 116 — "Leases" with effect from April 01, 2019 and applied the standard to its leases retrospectively. In accordance with the requirements of the standard, the lease liability at the present value of remaining lease payments at the date of initial application i.e. April 01, 2019 amounting to Rs 20.95 lakhs has been recognized and "Right to use assets" has been recognized at an amount equal to the "Lease liability" as at that date. In the Statement of Profit and Loss for the current period, the nature of expenses in respect of leases has changed from lease rent in previous periods to depreciation cost for "Right to use lease assets" and interest accrued on "Lease liability". The Company is not required to restate the comparative information in this respect.

6. The Government of India vide Ordinance No. 15 of 2019 dated September 20, 2019 amended the income tax provisions by inserting section 115BAA. As per the amended provisions, the Bank has opted to pay tax at rate of 22% plus applicable surcharge and cess subject to the conditions mentioned under the amended provisions and recognised the effect of change by revising the annual effective income tax rate. Due to reduced tax rate, the Company has re-measured its Deferred Tax Assets and Liabilities as at April 1, 2019 and the impact of this change has been fully recognised in the Statement of Profit and Loss Account under "Tax expense" for the Financial Results of the quarter and half year ended September 30, 2019.

7. The Company's main business is Financing and Investing activities. All other activities revolve around the main business. Further all activities are carried out within India. As such there are no separate reportable segments as per the provisions of Indian Accounting Standard (Ind AS) 108 on Operating Segment.

8. The Company has entered into Share Purchase Agreement with L&T Finance Holdings Ltd. on August 28, 2019 to acquire entire shareholding in L&T Capital Markets Ltd. The transaction is yet to be consummated pending, inter-alia, regulatory approvals. Pending receipt of necessary regulatory approvals no impact has been given for such acquisition as at September 30, 2019. Pursuant to the provisions of the said Agreement, the company placed certain investments amounting to Rs 4,600 lacs (Market Value 4,612.52 lakhs as on September 30, 2019) in an escrow account with the Bank acting as an escrow agent.


9. There is no Debenture Redemption Reserve (DRR) created as the Non Banking Financial Companies registered with Reserve Bank of India are not required to create DRR for the privately placed debentures.

In terms of our report attached

Date: October 21st, 2019  
Place: Mumbai



For IIFL Wealth Finance Limited

  
Himanshu Jain  
Whole Time Director and CEO  
(DIN: 02052409)



October 21, 2019

To,  
Listing Compliance Department,  
BSE Limited,  
Phiroze Jeejeebhoy Towers,  
Dalal Street, Mumbai-400001

**Sub: Disclosure as per the Regulation 52(4) of the SEBI (Listing Obligations and Disclosure Requirement) Regulations 2015 as on September 30, 2019.**

**Reference: Debenture Trust Deed executed in respect of Non-Convertible Debentures.**


With reference to the above, we submit herewith the information and documents for the captioned NCDs issued and listed with BSE in terms of the provisions of Regulation 52(4) of SEBI (Listing Obligations and Disclosure Requirements) Regulations, 2015:

Sr. No.	Particulars	Details
(a)	Credit Rating and change in rating	<p>In respect of Secured Redeemable Non-Convertible Debentures (including but not limited to Principal Protected Market Linked/ Non-Principal Protected/ Structured Product/ Fixed Coupon/ Deep Discount / Zero Coupon):</p> <p><b>PP MLD[ICRA]AA (pronounced ICRA double A) with stable outlook</b></p> <p>In respect of Unsecured Redeemable Non-Convertible Debentures Subordinated Debentures:</p> <p><b>ICRA AA (Double AA) Stable Outlook</b></p> <p>Further there is no change in the credit rating.</p>
(b)	Asset cover available	Not applicable
(c)	Debt Equity Ratio	3.90
(d)	Previous due date for the payment of interest/ repayment of principal of non-convertible debt securities and whether the same has been paid or not.	<b>As per Annexure I</b>

**IIFL WEALTH FINANCE LIMITED**  
(FORMERLY KNOWN AS CHEPHIS CAPITAL MARKETS LIMITED)

Corporate & Registered Office:  
6<sup>th</sup> Floor, IIFL Centre, Kamala City, Senapati Bapat Marg,  
Lower Parel (W), Mumbai - 400 013  
Tel: (91-22) 4876 5600 | Fax: (91-22) 4646 4706

(An IIFL Group Company)  
[www.iiflwealthfinance.com](http://www.iiflwealthfinance.com)



CIN: U65990MH1994PLC080646


(e)	next due date for the payment of interest/ principal along with the amount of interest and the redemption amount	As per Annexure I
(f)	Debt service coverage ratio	Not applicable
(g)	interest service coverage ratio	Not applicable
(h)	Outstanding redeemable preference shares (quantity and value)	Not applicable
(i)	Debenture redemption reserve	Not applicable
(j)	Net worth	1,85,473.33 lakhs
(k)	Net profit after tax	11,589.80 lakhs
(l)	Earnings per share	3.79

*(The requirement of disclosures of debt service coverage ratio, asset cover and interest service coverage ratio shall not be applicable for banks or non-banking financial companies registered with the Reserve Bank of India)*

Kindly take above on record.

Thanking you,

Yours truly  
For IIFL Wealth Finance Limited

  
Himanshu Jain  
Whole time Director & CEO



Enclosures:

1. Annexure I \_ Previous due date of Interest / Repayment, Next due date for the payment of interest / Repayment

**IIFL WEALTH FINANCE LIMITED**  
(FORMERLY KNOWN AS CHEPHIS CAPITAL MARKETS LIMITED)

Corporate & Registered Office:  
6<sup>th</sup> Floor, IIFL Centre, Kamala City, Senapati Bapat Marg,  
Lower Parcel (W), Mumbai - 400 013  
Tel: (91-22) 4876 5600 | Fax: (91-22) 4646 4706

(An IIFL Group Company)  
[www.iiflwealthfinance.com](http://www.iiflwealthfinance.com)

CIN: U65990MH1994PLC080646



**DETAILS OF CONSENT ISSUED, DEBENTURE TRUSTEE AGREEMENT , DEBENTURE TRUST DEED AND ISSUANCES THEREUNDER**

**AS ON 30.09.2019**

Sr No	Series/Tranche details	Actual Amount issued	Maturity date	Coupon rate	Payment frequency	Previous Interest Payment Date	Next Interest Payment Date	Previous Interest Amount paid	Next Interest Amount to be paid	Redemption/buy back/prepayment details
1.00	EWFEC107-190717	25,00,000.00	19-Jul-17	Linked to Performance of Nifty	On Maturity	-	-	-	-	Redeemed
2.00	EWFEC107-190717	50,00,000.00	19-Jul-17	Linked to Performance of Nifty	On Maturity	-	-	-	-	Redeemed
3.00	EWFEC107-190717	25,00,000.00	19-Jul-17	Linked to Performance of Nifty	On Maturity	-	-	-	-	Redeemed
4.00	EWFEC107-190717	1,00,00,000.00	19-Jul-17	Linked to Performance of Nifty	On Maturity	-	-	-	-	Redeemed
5.00	EWFEC107-190717	1,00,00,000.00	19-Jul-17	Linked to Performance of Nifty	On Maturity	-	-	-	-	Redeemed
6.00	EWFEC107-190717	5,00,00,000.00	19-Jul-17	Linked to Performance of Nifty	On Maturity	-	-	-	-	Redeemed
7.00	EWFEC107-190717	35,00,000.00	19-Jul-17	Linked to Performance of Nifty	On Maturity	-	-	-	-	Redeemed
8.00	EWFEC107-190717	1,00,00,000.00	19-Jul-17	Linked to Performance of Nifty	On Maturity	-	-	-	-	Redeemed
9.00	EWFEC107-190717	50,00,000.00	19-Jul-17	Linked to Performance of Nifty	On Maturity	-	-	-	-	Redeemed
10.00	EWFEC323-190619	1,00,00,000.00	19-Jun-19	Linked to Performance of Nifty	On Maturity	-	-	-	-	Buy Back
11.00	EWFEC323-190619	50,00,000.00	19-Jun-19	Linked to Performance of Nifty	On Maturity	-	-	-	-	Buy Back
12.00	EWFEC323-190619	50,00,000.00	19-Jun-19	Linked to Performance of Nifty	On Maturity	-	-	-	-	Buy Back
13.00	EWFEC323-190619	2,00,00,000.00	19-Jun-19	Linked to Performance of Nifty	On Maturity	-	-	-	-	Buy Back
14.00	EWFEC323-190619	25,00,000.00	19-Jun-19	Linked to Performance of Nifty	On Maturity	-	-	-	-	Redeemed
15.00	EWFEC323-190619	60,00,000.00	19-Jun-19	Linked to Performance of Nifty	On Maturity	-	-	-	-	Redeemed
16.00	EWFEC323-190619	50,00,000.00	19-Jun-19	Linked to Performance of Nifty	On Maturity	-	-	-	-	Redeemed
17.00	EWFEC323-190619	80,00,000.00	19-Jun-19	Linked to Performance of Nifty	On Maturity	-	-	-	-	Redeemed
18.00	EWFEC323-190619	25,00,000.00	19-Jun-19	Linked to Performance of Nifty	On Maturity	-	-	-	-	Redeemed
19.00	EWFEC323-190619	2,00,00,000.00	19-Jun-19	Linked to Performance of Nifty	On Maturity	-	-	-	-	Buy Back
20.00	EWFEC323-190619	2,00,00,000.00	19-Jun-19	Linked to Performance of Nifty	On Maturity	-	-	-	-	Buy Back
21.00	EWFEC323-190619	1,50,00,000.00	19-Jun-19	Linked to Performance of Nifty	On Maturity	-	-	-	-	Buy Back
22.00	EWFEC323-190619	35,00,000.00	19-Jun-19	Linked to Performance of Nifty	On Maturity	-	-	-	-	Buy Back
23.00	EWFEC323-190619	30,00,000.00	19-Jun-19	Linked to Performance of Nifty	On Maturity	-	-	-	-	Buy Back
24.00	EWFEC323-190619	45,00,000.00	19-Jun-19	Linked to Performance of Nifty	On Maturity	-	-	-	-	Buy Back
25.00	EWFEC1426-201117	50,00,000.00	20-Nov-17	Linked to Performance of Nifty	On Maturity	-	-	-	-	Redeemed
26.00	EWFEC1426-201117	50,00,000.00	20-Nov-17	Linked to Performance of Nifty	On Maturity	-	-	-	-	Redeemed
27.00	EWFEC1426-201117	1,50,00,000.00	20-Nov-17	Linked to Performance of Nifty	On Maturity	-	-	-	-	Redeemed
28.00	EWFEC1426-201117	1,00,00,000.00	20-Nov-17	Linked to Performance of Nifty	On Maturity	-	-	-	-	Redeemed
29.00	EWFEC1426-201117	25,00,000.00	20-Nov-17	Linked to Performance of Nifty	On Maturity	-	-	-	-	Redeemed
30.00	EWFEC1426-201117	25,00,000.00	20-Nov-17	Linked to Performance of Nifty	On Maturity	-	-	-	-	Redeemed
31.00	EWFEC1426-201117	25,00,000.00	20-Nov-17	Linked to Performance of Nifty	On Maturity	-	-	-	-	Redeemed
32.00	EWFEC1426-201117	1,00,00,000.00	20-Nov-17	Linked to Performance of Nifty	On Maturity	-	-	-	-	Redeemed
33.00	EWFEC1426-201117	25,00,000.00	20-Nov-17	Linked to Performance of Nifty	On Maturity	-	-	-	-	Redeemed
34.00	EWFEC1426-201117	7,50,00,000.00	20-Nov-17	Linked to Performance of Nifty	On Maturity	-	-	-	-	Redeemed
35.00	EWFEC1434-201117	15,00,00,000.00	20-Nov-17	Linked to Performance of Nifty	On Maturity	-	-	-	-	Redeemed
36.00	EWFEC1457-201117	50,00,00,000.00	20-Nov-17	Linked to Performance of Nifty	On Maturity	-	-	-	-	Redeemed
37.00	EWFHR500-211019	30,00,000.00	21-Oct-19	Linked to Performance of Nifty	On Maturity	-	-	-	-	Buy Back
38.00	EWFHR500-211019	50,00,000.00	21-Oct-19	Linked to Performance of Nifty	On Maturity	-	-	-	-	
39.00	EWFHR500-211019	40,00,000.00	21-Oct-19	Linked to Performance of Nifty	On Maturity	-	-	-	-	
40.00	EWFHR500-211019	10,00,000.00	21-Oct-19	Linked to Performance of Nifty	On Maturity	-	-	-	-	Buy Back
41.00	EWFHR500-211019	5,00,00,000.00	21-Oct-19	Linked to Performance of Nifty	On Maturity	-	-	-	-	Buy Back
42.00	EWFHR500-211019	50,00,000.00	21-Oct-19	Linked to Performance of Nifty	On Maturity	-	-	-	-	
43.00	EWFHR500-211019	1,00,00,000.00	21-Oct-19	Linked to Performance of Nifty	On Maturity	-	-	-	-	
44.00	EWFHR500-211019	2,00,00,000.00	21-Oct-19	Linked to Performance of Nifty	On Maturity	-	-	-	-	Buy Back
45.00	EWFHR500-211019	1,00,00,000.00	21-Oct-19	Linked to Performance of Nifty	On Maturity	-	-	-	-	
46.00	EWFHR500-211019	25,00,000.00	21-Oct-19	Linked to Performance of Nifty	On Maturity	-	-	-	-	Buy Back
47.00	EWFHR500-211019	37,00,000.00	21-Oct-19	Linked to Performance of Nifty	On Maturity	-	-	-	-	Buy Back
48.00	EWFHR500-211019	43,00,000.00	21-Oct-19	Linked to Performance of Nifty	On Maturity	-	-	-	-	
49.00	EWFHR500-211019	20,00,000.00	21-Oct-19	Linked to Performance of Nifty	On Maturity	-	-	-	-	Buy Back
50.00	EWFHR500-211019	30,00,000.00	21-Oct-19	Linked to Performance of Nifty	On Maturity	-	-	-	-	Buy Back
51.00	EWFHR500-211019	5,00,00,000.00	21-Oct-19	Linked to Performance of Nifty	On Maturity	-	-	-	-	
52.00	EWFHR500-211019	25,00,000.00	21-Oct-19	Linked to Performance of Nifty	On Maturity	-	-	-	-	Buy Back







224.00	FWFFC142-291217	2,00,00,000.00	29-Dec-17	Linked to Performance of Nifty	On Maturity	-	-	-	-	Redeemed
225.00	FWFEC323-300719	50,00,000.00	30-Jul-19	Linked to Performance of Nifty	On Maturity	-	-	-	-	Redeemed
226.00	FWFEC323-300719	50,00,000.00	30-Jul-19	Linked to Performance of Nifty	On Maturity	-	-	-	-	Redeemed
227.00	FWFEC323-300719	1,50,00,000.00	30-Jul-19	Linked to Performance of Nifty	On Maturity	-	-	-	-	Redeemed
228.00	FWFFC2015-160718	20,00,00,000.00	16-Jul-18	Linked to Performance of Nifty	On Maturity	-	-	-	-	Buy Back
229.00	GWFFC3231-220819	50,00,000.00	22-Aug-19	Linked to Performance of Nifty	On Maturity	-	-	-	-	Buy Back
230.00	GWFFC3231-220819	50,00,000.00	22-Aug-19	Linked to Performance of Nifty	On Maturity	-	-	-	-	Buy Back
231.00	GWFFC1073-220917	3,00,00,000.00	22-Sep-17	Linked to Performance of Nifty	On Maturity	-	-	-	-	Redeemed
232.00	GWFFC0985-300817	8,00,00,000.00	30-Aug-17	Linked to Performance of Nifty	On Maturity	-	-	-	-	Redeemed
233.00	GWFFC0985-300817	8,00,00,000.00	30-Aug-17	Linked to Performance of Nifty	On Maturity	-	-	-	-	Redeemed
234.00	HEC1935-20818	15,00,00,000.00	02-Aug-18	Linked to Performance of Nifty	On Maturity	-	-	-	-	Redeemed
235.00	HWFEC1082-41017	5,00,00,000.00	04-Oct-17	Linked to Performance of Nifty	On Maturity	-	-	-	-	Buy Back
236.00	HEC3175-40919	2,00,00,000.00	04-Sep-19	Linked to Performance of Nifty	On Maturity	-	-	-	-	Buy Back
237.00	HEC1058-40817	68,00,000.00	04-Oct-17	Linked to Performance of Nifty	On Maturity	-	-	-	-	Buy Back
238.00	HEC1058-40817	45,00,000.00	04-Oct-17	Linked to Performance of Nifty	On Maturity	-	-	-	-	Buy Back
239.00	HEC1058-40817	1,00,00,000.00	04-Oct-17	Linked to Performance of Nifty	On Maturity	-	-	-	-	Buy Back
240.00	HEC1058-40817	2,40,00,000.00	04-Oct-17	Linked to Performance of Nifty	On Maturity	-	-	-	-	Buy Back
241.00	HEC1058-40817	50,00,000.00	04-Oct-17	Linked to Performance of Nifty	On Maturity	-	-	-	-	Buy Back
242.00	HEC1058-40817	25,00,000.00	04-Oct-17	Linked to Performance of Nifty	On Maturity	-	-	-	-	Buy Back
243.00	HEC1058-40817	4,00,00,000.00	04-Oct-17	Linked to Performance of Nifty	On Maturity	-	-	-	-	Buy Back
244.00	HEC3175-40919	40,00,000.00	04-Sep-19	Linked to Performance of Nifty	On Maturity	-	-	-	-	Buy Back
245.00	HEC1935-40818	1,00,00,000.00	04-Aug-18	Linked to Performance of Nifty	On Maturity	-	-	-	-	Redeemed
246.00	HEC3175-40919	1,00,00,000.00	04-Sep-19	Linked to Performance of Nifty	On Maturity	-	-	-	-	Redeemed
247.00	HEC3175-40919	1,00,00,000.00	04-Sep-19	Linked to Performance of Nifty	On Maturity	-	-	-	-	Redeemed
248.00	HEC1935-40818	1,00,00,000.00	04-Aug-18	Linked to Performance of Nifty	On Maturity	-	-	-	-	Redeemed
249.00	HEC3175-40919	1,00,00,000.00	04-Sep-19	Linked to Performance of Nifty	On Maturity	-	-	-	-	Redeemed
250.00	HEC1058-40817	2,00,00,000.00	04-Oct-17	Linked to Performance of Nifty	On Maturity	-	-	-	-	Buy Back
251.00	HEC1058-101017	10,00,00,000.00	10-Oct-17	Linked to Performance of Nifty	On Maturity	-	-	-	-	Buy Back
252.00	HEC3175-110919	8,00,00,000.00	11-Sep-19	Linked to Performance of Nifty	On Maturity	-	-	-	-	Buy Back
253.00	HEC3175-110919	2,00,00,000.00	11-Sep-19	Linked to Performance of Nifty	On Maturity	-	-	-	-	Redeemed
254.00	HEC1933-170818	1,50,00,000.00	17-Aug-18	Linked to Performance of Nifty	On Maturity	-	-	-	-	Redeemed
255.00	HEC1935-230818	1,00,00,000.00	23-Aug-18	Linked to Performance of Nifty	On Maturity	-	-	-	-	Redeemed
256.00	HEC3175-230919	1,00,00,000.00	23-Sep-19	Linked to Performance of Nifty	On Maturity	-	-	-	-	Redeemed
257.00	HEC1935-230818	50,00,000.00	23-Aug-18	Linked to Performance of Nifty	On Maturity	-	-	-	-	Redeemed
258.00	HEC1935-230818	50,00,000.00	23-Aug-18	Linked to Performance of Nifty	On Maturity	-	-	-	-	Redeemed
259.00	HEC1935-230818	1,00,00,000.00	23-Aug-18	Linked to Performance of Nifty	On Maturity	-	-	-	-	Redeemed
260.00	HEC1935-230818	2,00,00,000.00	23-Aug-18	Linked to Performance of Nifty	On Maturity	-	-	-	-	Redeemed
261.00	HEC1935-300818	25,00,000.00	30-Aug-18	Linked to Performance of Nifty	On Maturity	-	-	-	-	Redeemed
262.00	HEC3175-300919	1,00,00,000.00	30-Sep-19	Linked to Performance of Nifty	On Maturity	-	-	-	-	Buy Back
263.00	HEC3175-300919	1,00,00,000.00	30-Sep-19	Linked to Performance of Nifty	On Maturity	-	-	-	-	Buy Back
264.00	HEC1935-300818	1,00,00,000.00	30-Aug-18	Linked to Performance of Nifty	On Maturity	-	-	-	-	Buy Back
265.00	HEC1935-300818	1,00,00,000.00	30-Aug-18	Linked to Performance of Nifty	On Maturity	-	-	-	-	Redeemed
266.00	HEC1935-300818	6,00,00,000.00	30-Aug-18	Linked to Performance of Nifty	On Maturity	-	-	-	-	Redeemed
267.00	HEC3175-300919	2,50,00,000.00	30-Sep-19	Linked to Performance of Nifty	On Maturity	-	-	-	-	Buy Back
268.00	HEC3175-300919	30,00,000.00	30-Sep-19	Linked to Performance of Nifty	On Maturity	-	-	-	-	Buy Back
269.00	IEC1933-140918	1,00,00,000.00	14-Sep-18	Linked to Performance of Nifty	On Maturity	-	-	-	-	Redeemed
270.00	IEC1933-140918	50,00,000.00	14-Sep-18	Linked to Performance of Nifty	On Maturity	-	-	-	-	Redeemed
271.00	IEC3172-151019	30,00,000.00	15-Oct-19	Linked to Performance of Nifty	On Maturity	-	-	-	-	Buy Back
272.00	IEC1933-140918	1,00,00,000.00	14-Sep-18	Linked to Performance of Nifty	On Maturity	-	-	-	-	Redeemed
273.00	IEC1933-140918	50,00,000.00	14-Sep-18	Linked to Performance of Nifty	On Maturity	-	-	-	-	Redeemed
274.00	IEC3172-151019	1,00,00,000.00	15-Oct-19	Linked to Performance of Nifty	On Maturity	-	-	-	-	
275.00	IEC3172-151019	3,00,00,000.00	15-Oct-19	Linked to Performance of Nifty	On Maturity	-	-	-	-	Buy Back
276.00	IEC1933-140918	25,00,000.00	14-Sep-18	Linked to Performance of Nifty	On Maturity	-	-	-	-	Redeemed
277.00	IEC3172-151019	1,00,00,000.00	15-Oct-19	Linked to Performance of Nifty	On Maturity	-	-	-	-	Buy Back
278.00	IEC3172-151019	1,00,00,000.00	15-Oct-19	Linked to Performance of Nifty	On Maturity	-	-	-	-	Buy Back
279.00	IEC1933-210918	1,00,00,000.00	21-Sep-18	Linked to Performance of Nifty	On Maturity	-	-	-	-	Redeemed
280.00	IEC1933-210918	2,00,00,000.00	21-Sep-18	Linked to Performance of Nifty	On Maturity	-	-	-	-	Redeemed



















737.00	IFPD - 17	1,00,00,000.00	05-Feb-27	Linked to Performance of Unde	On Maturity	-	-	-	-	Buy Back
738.00	IFPD - 17	1,00,00,000.00	05-Feb-27	Linked to Performance of Unde	On Maturity	-	-	-	-	Buy Back
739.00	IFPD - 17	1,00,00,000.00	05-Feb-27	Linked to Performance of Unde	On Maturity	-	-	-	-	Buy Back
740.00	IFPD - 17	1,00,00,000.00	05-Feb-27	Linked to Performance of Unde	On Maturity	-	-	-	-	Buy Back
741.00	IFPD - 17	1,20,00,000.00	05-Feb-27	Linked to Performance of Unde	On Maturity	-	-	-	-	Buy Back
742.00	IFPD - 17	1,00,00,000.00	05-Feb-27	Linked to Performance of Unde	On Maturity	-	-	-	-	Buy Back
743.00	IFPD - 17	1,00,00,000.00	05-Feb-27	Linked to Performance of Unde	On Maturity	-	-	-	-	Buy Back
744.00	IFPD - 17	1,00,00,000.00	05-Feb-27	Linked to Performance of Unde	On Maturity	-	-	-	-	Buy Back
745.00	IFPD - 17	1,00,00,000.00	05-Feb-27	Linked to Performance of Unde	On Maturity	-	-	-	-	Buy Back
746.00	IFPD - 17	50,00,000.00	05-Feb-27	Linked to Performance of Unde	On Maturity	-	-	-	-	Buy Back
747.00	IFPD - 17	1,00,00,000.00	05-Feb-27	Linked to Performance of Unde	On Maturity	-	-	-	-	Buy Back
748.00	IFPD - 17	1,00,00,000.00	05-Feb-27	Linked to Performance of Unde	On Maturity	-	-	-	-	Buy Back
749.00	IFGPD - 7	3,00,00,000.00	07-Feb-24	Linked to Performance of Unde	On Maturity	-	-	-	-	Buy Back
750.00	IFPD - 17	2,00,00,000.00	05-Feb-27	Linked to Performance of Unde	On Maturity	-	-	-	-	Buy Back
751.00	IFPD - 18	1,00,00,000.00	07-Feb-27	Linked to Performance of Unde	On Maturity	-	-	-	-	Buy Back
752.00	IFPD - 18	1,00,00,000.00	07-Feb-27	Linked to Performance of Unde	On Maturity	-	-	-	-	Buy Back
753.00	IFPD - 18	1,00,00,000.00	07-Feb-27	Linked to Performance of Unde	On Maturity	-	-	-	-	Buy Back
754.00	IFPD - 18	5,00,00,000.00	07-Feb-27	Linked to Performance of Unde	On Maturity	-	-	-	-	Buy Back
755.00	IIFLWF-10%-FEB2027 Perpetual	1,00,00,00,000.00	22-Feb-27		10.00% Yearly	21-Feb-19	21-Feb-20	10,00,00,000.00	10,00,00,000.00	
756.00	10% IIFL WEALTH FINANCE LIMITED P	50,00,00,000.00	02-Mar-27		10.00% Yearly	01-Mar-19	28-Feb-20	5,00,00,000.00	5,00,00,000.00	
757.00	9.5% NCD - SERIES A- JUNE 2022	2,00,00,00,000.00	06-Jun-22	NA	On Maturity	-	-	-	-	
758.00	IFPD-12	25,00,00,000.00	05-Mar-27	Linked to Performance of Unde	On Maturity	-	-	-	-	Buy Back
759.00	9.5%NCD-SERIES A1-JUNE 2022	75,00,00,000.00	13-Jun-22	NA	On Maturity	-	-	-	-	
760.00	IFPD - 19	5,00,00,000.00	13-Mar-27	Linked to Performance of Unde	On Maturity	-	-	-	-	Buy Back
761.00	IFPD - 19	2,50,00,000.00	13-Mar-27	Linked to Performance of Unde	On Maturity	-	-	-	-	Buy Back
762.00	IFPD - 19	2,50,00,000.00	13-Mar-27	Linked to Performance of Unde	On Maturity	-	-	-	-	Buy Back
763.00	IFGPD - 8	20,00,00,000.00	14-Mar-24	Linked to Performance of Unde	On Maturity	-	-	-	-	Buy Back
764.00	9.10% DEBT MONTHLY IIFL WEALTH F	5,00,00,000.00	24-Jun-22		9.10% Monthly	30-Sep-19	31-Oct-19	3,73,972.60	3,86,438.36	
765.00	9.10% DEBT MONTHLY IIFL WEALTH F	5,00,00,000.00	24-Jun-22		9.10% Monthly	30-Sep-19	31-Oct-19	3,73,972.60	3,86,438.36	
766.00	DEBT CUMULATIVE IIFL WEALTH FINA	1,00,00,000.00	24-Jun-22	NA	On Maturity	-	-	-	-	
767.00	DEBT CUMULATIVE IIFL WEALTH FINA	2,50,00,000.00	24-Jun-22	NA	On Maturity	-	-	-	-	
768.00	DEBT CUMULATIVE IIFL WEALTH FINA	1,00,00,000.00	24-Jun-22	NA	On Maturity	-	-	-	-	
769.00	DEBT CUMULATIVE IIFL WEALTH FINA	1,00,00,000.00	24-Jun-22	NA	On Maturity	-	-	-	-	
770.00	CWFEC871-270418	15,00,00,000.00	27-Apr-18	Linked to Performance of Nifty	On Maturity	-	-	-	-	Buy Back
771.00	DEBT CUMULATIVE IIFL WEALTH FINA	2,00,00,000.00	30-Jun-22	NA	On Maturity	-	-	-	-	
772.00	DEBT CUMULATIVE IIFL WEALTH FINA	1,00,00,000.00	30-Jun-22	NA	On Maturity	-	-	-	-	
773.00	9.1%-NCD B1-2022	1,00,00,000.00	12-Jul-22		9.10% Monthly	30-Sep-19	31-Oct-19	74,794.52	77,287.67	
774.00	IFPD-21	20,00,00,000.00	26-Apr-27	Linked to Performance of Unde	On Maturity	-	-	-	-	Buy Back
775.00	IFPD-21	5,00,00,000.00	26-Apr-27	Linked to Performance of Unde	On Maturity	-	-	-	-	Buy Back
776.00	IFPD-20	1,00,00,000.00	27-Apr-27	Linked to Performance of Unde	On Maturity	-	-	-	-	Buy Back
777.00	DWFEC850-300719	30,00,00,000.00	30-Jul-19	Linked to Performance of Nifty	On Maturity	-	-	-	-	Redeemed
778.00	EWFEC850-60819	1,00,00,000.00	06-Aug-19	Linked to Performance of Nifty	On Maturity	-	-	-	-	Redeemed
779.00	EWFEC850-60819	5,00,00,000.00	06-Aug-19	Linked to Performance of Nifty	On Maturity	-	-	-	-	Buy Back
780.00	EWFEC825-130818	1,00,00,000.00	13-Aug-18	Linked to Performance of Nifty	On Maturity	-	-	-	-	Redeemed
781.00	EWFEC850-120819	50,00,00,000.00	12-Aug-19	Linked to Performance of Nifty	On Maturity	-	-	-	-	Buy Back
782.00	EWFEC850-120819	30,00,000.00	12-Aug-19	Linked to Performance of Nifty	On Maturity	-	-	-	-	Buy Back
783.00	9.10% NCD SERIES B2 220722	9,00,00,000.00	22-Jul-22		9.10% Monthly	30-Sep-19	31-Oct-19	6,73,150.68	6,95,589.04	
784.00	9.10% NCD SERIES B2 220722	5,00,00,000.00	22-Jul-22		9.10% Monthly	30-Sep-19	31-Oct-19	3,73,972.60	3,86,438.36	
785.00	9.10% NCD SERIES B2 220722	1,00,00,000.00	22-Jul-22		9.10% Monthly	30-Sep-19	31-Oct-19	74,794.52	77,287.67	
786.00	EWFEC850-230819	12,50,00,000.00	23-Aug-19	Linked to Performance of Nifty	On Maturity	-	-	-	-	Buy Back
787.00	FWFEC800-40918 8%	10,00,00,000.00	04-Sep-18	Linked to Performance of Nifty	On Maturity	-	-	-	-	Redeemed
788.00	IFPD-22	15,00,00,000.00	28-Jun-27	Linked to Performance of Unde	On Maturity	-	-	-	-	Buy Back
789.00	FWFEC974-190619	5,50,00,000.00	19-Jun-19	Linked to Performance of Nifty	On Maturity	-	-	-	-	Buy Back
790.00	ZERO Coupoun NCD	18,00,00,000.00	25-Jun-19	NA	On Maturity	-	-	-	-	Redeemed
791.00	ZERO Coupoun NCD	35,00,00,000.00	25-Jun-19	NA	On Maturity	-	-	-	-	Redeemed
792.00	ZERO Coupoun NCD	22,00,00,000.00	25-Jun-19	NA	On Maturity	-	-	-	-	Redeemed
793.00	IIFLWF-GWFEC825-8.25%-2019	1,00,00,000.00	30-Apr-19	Linked to Performance of Nifty	On Maturity	-	-	-	-	Redeemed

794.00	IIFLWF-GWFEC825-8.25%-2019	1,20,00,000.00	30-Apr-19	Linked to Performance of Nifty	On Maturity	-	-	-	-	Redeemed
795.00	IIFLWF-GWFEC825-8.25%-2019	2,00,00,000.00	30-Apr-19	Linked to Performance of Nifty	On Maturity	-	-	-	-	Redeemed
796.00	IIFLWF-GWFEC825-8.25%-2019	1,00,00,000.00	30-Apr-19	Linked to Performance of Nifty	On Maturity	-	-	-	-	Redeemed
797.00	IIFLWF-GWFEC825-8.25%-2019	1,00,00,000.00	30-Apr-19	Linked to Performance of Nifty	On Maturity	-	-	-	-	Redeemed
798.00	IIFLWF-GWFEC825-8.25%-2019-30041	49,99,28,140.00	30-Apr-19	Linked to Performance of Nifty	On Maturity	-	-	-	-	Redeemed
799.00	IIFLWF-ZERO-COUPON SUBDEBT-SERIE	7,50,00,000.00	02-May-23	NA	On Maturity	-	-	-	-	
800.00	IIFLWF-ZERO-COUPON SUBDEBT-SERIE	5,00,00,000.00	02-May-23	NA	On Maturity	-	-	-	-	
801.00	IIFLWF-ZERO-COUPON SUBDEBT-SERIE	5,00,00,000.00	02-May-23	NA	On Maturity	-	-	-	-	
802.00	IIFLWF-ZERO-COUPON SUBDEBT-SERIE	1,00,31,570.00	02-May-23	NA	On Maturity	-	-	-	-	
803.00	IIFLWF-ZERO-COUPON SUBDEBT-SERIE	4,01,26,280.00	02-May-23	NA	On Maturity	-	-	-	-	
804.00	IIFLWF-ZERO-COUPON SUBDEBT-SERIE	1,90,59,983.00	02-May-23	NA	On Maturity	-	-	-	-	
805.00	IIFLWF-GWFEC825-8.25%-2019-30041	1,01,07,000.00	30-Apr-19	Linked to Performance of Nifty	On Maturity	-	-	-	-	Buy Back
806.00	IIFLWF-GWFEC825-8.25%-2019-30041	1,19,26,260.00	30-Apr-19	Linked to Performance of Nifty	On Maturity	-	-	-	-	Redeemed
807.00	IIFLWF-ZERO-COUPON SUBDEBT-SERIE	1,00,00,000.00	02-May-23	NA	On Maturity	-	-	-	-	
808.00	IIFLWF-ZERO-COUPON SUBDEBT-SERIE	1,00,62,400.00	02-May-23	NA	On Maturity	-	-	-	-	
809.00	IIFLWF-ZERO-COUPON SUBDEBT-SERIE	1,00,62,400.00	02-May-23	NA	On Maturity	-	-	-	-	
810.00	IIFLWF-ZERO-COUPON SUBDEBT-SERIE	1,00,62,400.00	02-May-23	NA	On Maturity	-	-	-	-	
811.00	IIFLWF-ZERO-COUPON SUBDEBT-SERIE	1,00,62,400.00	02-May-23	NA	On Maturity	-	-	-	-	
812.00	IIFLWF-ZERO-COUPON SUBDEBT-SERIE	2,01,24,800.00	02-May-23	NA	On Maturity	-	-	-	-	
813.00	IIFLWF-ZERO-COUPON SUBDEBT-SERIE	1,00,62,400.00	02-May-23	NA	On Maturity	-	-	-	-	
814.00	IIFLWF-ZERO-COUPON SUBDEBT-SERIE	1,00,62,400.00	02-May-23	NA	On Maturity	-	-	-	-	
815.00	IIFLWF-ZERO-COUPON SUBDEBT-SERIE	5,03,12,000.00	02-May-23	NA	On Maturity	-	-	-	-	
816.00	IIFLWF-ZERO-COUPON SUBDEBT-SERIE	9,96,17,760.00	02-May-23	NA	On Maturity	-	-	-	-	
817.00	IIFLWF-GWFEC825-8.25%-2019	4,66,23,760.00	30-Apr-19	Linked to Performance of Nifty	On Maturity	-	-	-	-	Buy Back
818.00	IIFLWF-GWFEC825-8.25%-2019	35,37,32,440.00	30-Apr-19	Linked to Performance of Nifty	On Maturity	-	-	-	-	Redeemed
819.00	IIFLWF-GWFEC825-8.25%-2019	1,99,67,132.00	30-Apr-19	Linked to Performance of Nifty	On Maturity	-	-	-	-	Buy Back
820.00	IIFLWF-GWFEC825-8.25%-2019	1,52,03,400.00	30-Apr-19	Linked to Performance of Nifty	On Maturity	-	-	-	-	Redeemed
821.00	IIFLWF-ZERO-COUPON SUBDEBT-SERIE	7,00,47,810.00	02-May-23	NA	On Maturity	-	-	-	-	
822.00	IIFLWF-ZERO-COUPON SUBDEBT-SERIE	1,00,95,720.00	02-May-23	NA	On Maturity	-	-	-	-	
823.00	IIFLWF-ZERO-COUPON SUBDEBT-SERIE	1,00,95,720.00	02-May-23	NA	On Maturity	-	-	-	-	
824.00	IIFLWF-ZERO-COUPON SUBDEBT-SERIE	1,41,34,008.00	02-May-23	NA	On Maturity	-	-	-	-	
825.00	IIFLWF-ZERO-COUPON SUBDEBT-SERIE	1,51,43,580.00	02-May-23	NA	On Maturity	-	-	-	-	
826.00	IIFLWF-ZERO-COUPON SUBDEBT-SERIE	3,02,87,160.00	02-May-23	NA	On Maturity	-	-	-	-	
827.00	IIFLWF-GWFEC825-8.25%-2019	2,03,37,400.00	30-Apr-19	Linked to Performance of Nifty	On Maturity	-	-	-	-	Redeemed
828.00	IIFLWF-ZERO-COUPON SUBDEBT-SERIE	1,01,10,030.00	02-May-23	NA	On Maturity	-	-	-	-	
829.00	IIFLWF-ZERO-COUPON SUBDEBT-SERIE	10,11,00,300.00	02-May-23	NA	On Maturity	-	-	-	-	
830.00	IIFLWF-ZERO-COUPON SUBDEBT-SERIE	2,02,48,720.00	02-May-23	NA	On Maturity	-	-	-	-	
831.00	IFGPD-9	2,00,00,000.00	24-Oct-24	Linked to Performance of Unde	On Maturity	-	-	-	-	Buy Back
832.00	IIFLWF-ZERO-COUPON SUBDEBT-SERIE	1,02,48,930.00	02-May-23	NA	On Maturity	-	-	-	-	
833.00	IIFLWF-GWFEC825-8.25%-2019	1,02,48,200.00	30-Apr-19	Linked to Performance of Nifty	On Maturity	-	-	-	-	Redeemed
834.00	IIFLWF-GWFEC825-8.25%-2019	2,04,96,400.00	30-Apr-19	Linked to Performance of Nifty	On Maturity	-	-	-	-	Redeemed
835.00	IIFLWF-GWFEC825-8.25%-2019	4,11,228.00	30-Apr-19	Linked to Performance of Nifty	On Maturity	-	-	-	-	Buy Back
836.00	IIFLWF-GWFEC825-8.25%-2019	98,69,472.00	30-Apr-19	Linked to Performance of Nifty	On Maturity	-	-	-	-	Redeemed
837.00	IFGPD-10	2,00,00,000.00	18-Nov-24	Linked to Performance of Unde	On Maturity	-	-	-	-	Buy Back
838.00	IIFLWF-ZERO-COUPON SUBDEBT-SERIE	4,12,71,360.00	02-May-23	NA	On Maturity	-	-	-	-	
839.00	IIFLWF-ZERO-COUPON SUBDEBT-SERIE	4,12,71,360.00	02-May-23	NA	On Maturity	-	-	-	-	
840.00	IIFLWF-LWFEC825-140520-2020	4,00,00,000.00	14-May-20	Linked to Performance of Nifty	On Maturity	-	-	-	-	
841.00	IIFLWF-LWFEC825-140520-2020	1,00,00,000.00	14-May-20	Linked to Performance of Nifty	On Maturity	-	-	-	-	
842.00	IIFLWF-LWFEC825-140520-2020	5,00,00,000.00	14-May-20	Linked to Performance of Nifty	On Maturity	-	-	-	-	
843.00	IIFLWF-GWFEC825-8.25%-2019	2,99,84,260.00	30-Apr-19	Linked to Performance of Nifty	On Maturity	-	-	-	-	Redeemed
844.00	IIFLWF-LWFEC825-140520-2020	3,00,00,000.00	14-May-20	Linked to Performance of Nifty	On Maturity	-	-	-	-	
845.00	IIFLWF-GWFEC825-8.25%-2019	4,99,39,302.00	30-Apr-19	Linked to Performance of Nifty	On Maturity	-	-	-	-	Redeemed
846.00	IIFLWF-GWFEC825-8.25%-2019	3,10,18,200.00	30-Apr-19	Linked to Performance of Nifty	On Maturity	-	-	-	-	Buy Back
847.00	IIFLWF-LWFEC850-140521-2021	1,00,00,000.00	14-May-21	Linked to Performance of Nifty	On Maturity	-	-	-	-	
848.00	IIFLWF-GWFEC825-8.25%-2019	2,00,88,118.00	30-Apr-19	Linked to Performance of Nifty	On Maturity	-	-	-	-	Redeemed
849.00	IIFLWF-LWFEC825-140520-2020	15,02,59,500.00	14-May-20	Linked to Performance of Nifty	On Maturity	-	-	-	-	
850.00	IIFIN-01	44,61,00,000.00	29-Dec-27	Linked to Performance of Unde	On Maturity	-	-	-	-	Buy Back





908.00	IIFLWF-LWFHR4650-MLD-90821	1,00,21,000.00	09-Aug-21	Linked to Performance of Nifty	On Maturity	-	-	-	-	-
909.00	IIFLWF-LWFHR4650-MLD-90821	1,00,21,000.00	09-Aug-21	Linked to Performance of Nifty	On Maturity	-	-	-	-	-
910.00	IIFLWF-LWFHR4650-MLD-90821	2,00,42,000.00	09-Aug-21	Linked to Performance of Nifty	On Maturity	-	-	-	-	-
911.00	IIFLWF-LWFHR4650-MLD-90821	50,10,500.00	09-Aug-21	Linked to Performance of Nifty	On Maturity	-	-	-	-	-
912.00	IIFLWF-LWFHR4650-MLD-90821	3,00,63,000.00	09-Aug-21	Linked to Performance of Nifty	On Maturity	-	-	-	-	-
913.00	IIFLWF-LWFHR4650-MLD-90821	2,00,42,000.00	09-Aug-21	Linked to Performance of Nifty	On Maturity	-	-	-	-	-
914.00	IIFLWF-GWFEC825-8.25%-2019	2,09,28,800.00	30-Apr-19	Linked to Performance of Nifty	On Maturity	-	-	-	-	Redeemed
915.00	IIFLWF-GWFEC825-8.25%-2019	3,12,88,556.00	30-Apr-19	Linked to Performance of Nifty	On Maturity	-	-	-	-	Redeemed
916.00	IIFLWF-GWFEC825-8.25%-2019	4,99,15,188.00	30-Apr-19	Linked to Performance of Nifty	On Maturity	-	-	-	-	Buy Back
917.00	IIFLWF-GWFEC825-8.25%-2019	1,56,96,600.00	30-Apr-19	Linked to Performance of Nifty	On Maturity	-	-	-	-	Redeemed
918.00	IIFLWF-GWFEC825-8.25%-2019	99,41,180.00	30-Apr-19	Linked to Performance of Nifty	On Maturity	-	-	-	-	Redeemed
919.00	IIFLWF-GWFEC825-8.25%-2019	99,41,180.00	30-Apr-19	Linked to Performance of Nifty	On Maturity	-	-	-	-	Redeemed
920.00	IIFLWF-GWFEC825-8.25%-2019	1,04,64,400.00	30-Apr-19	Linked to Performance of Nifty	On Maturity	-	-	-	-	Redeemed
921.00	IIFLWF-LWFEC850-140521-2021	1,00,82,600.00	14-May-21	Linked to Performance of Nifty	On Maturity	-	-	-	-	-
922.00	IIFLWF-LWFEC850-140521-2021	1,00,82,600.00	14-May-21	Linked to Performance of Nifty	On Maturity	-	-	-	-	-
923.00	IIFLWF-LWFEC850-140521-2021	1,00,82,600.00	14-May-21	Linked to Performance of Nifty	On Maturity	-	-	-	-	-
924.00	IIFLWF-LWFEC850-140521-2021	1,00,82,600.00	14-May-21	Linked to Performance of Nifty	On Maturity	-	-	-	-	-
925.00	IIFLWF-LWFEC850-140521-2021	1,00,82,600.00	14-May-21	Linked to Performance of Nifty	On Maturity	-	-	-	-	-
926.00	BWFEC1135-210619	10,00,00,000.00	21-Jun-19	Linked to Performance of Nifty	On Maturity	-	-	-	-	Buy Back
927.00	LWFHR4500-251021	1,90,00,000.00	25-Oct-21	Linked to Performance of Nifty	On Maturity	-	-	-	-	-
928.00	LWFHR4500-251021	10,00,00,000.00	25-Oct-21	Linked to Performance of Nifty	On Maturity	-	-	-	-	-
929.00	LWFHR4500-251021	5,00,00,000.00	25-Oct-21	Linked to Performance of Nifty	On Maturity	-	-	-	-	-
930.00	LWFHR4500-251021	4,00,00,000.00	25-Oct-21	Linked to Performance of Nifty	On Maturity	-	-	-	-	-
931.00	LWFHR4500-251021	2,00,00,000.00	25-Oct-21	Linked to Performance of Nifty	On Maturity	-	-	-	-	-
932.00	LWFHR4500-251021	2,00,00,000.00	25-Oct-21	Linked to Performance of Nifty	On Maturity	-	-	-	-	-
933.00	LWFHR4500-251021	2,00,00,000.00	25-Oct-21	Linked to Performance of Nifty	On Maturity	-	-	-	-	-
934.00	LWFHR4500-251021	3,80,00,000.00	25-Oct-21	Linked to Performance of Nifty	On Maturity	-	-	-	-	-
935.00	LWFHR4500-251021	2,20,00,000.00	25-Oct-21	Linked to Performance of Nifty	On Maturity	-	-	-	-	-
936.00	LWFHR4500-251021	50,00,000.00	25-Oct-21	Linked to Performance of Nifty	On Maturity	-	-	-	-	-
937.00	LWFHR4500-251021	2,50,00,000.00	25-Oct-21	Linked to Performance of Nifty	On Maturity	-	-	-	-	-
938.00	LWFHR4500-251021	2,00,00,000.00	25-Oct-21	Linked to Performance of Nifty	On Maturity	-	-	-	-	-
939.00	LWFHR4500-251021	3,00,00,000.00	25-Oct-21	Linked to Performance of Nifty	On Maturity	-	-	-	-	-
940.00	LWFHR4500-251021	10,00,00,000.00	25-Oct-21	Linked to Performance of Nifty	On Maturity	-	-	-	-	-
941.00	LWFHR4500-251021	3,00,00,000.00	25-Oct-21	Linked to Performance of Nifty	On Maturity	-	-	-	-	-
942.00	IIFLWF-GWFEC825-8.25%-2019	6,43,07,290.00	30-Apr-19	Linked to Performance of Nifty	On Maturity	-	-	-	-	Buy Back
943.00	IIFLWF-LWFHR4650-MLD-90821	49,36,750.00	09-Aug-21	Linked to Performance of Nifty	On Maturity	-	-	-	-	-
944.00	IIFLWF-LWFHR4650-MLD-90821	5,94,42,500.00	09-Aug-21	Linked to Performance of Nifty	On Maturity	-	-	-	-	-
945.00	IIFLWF-LWFHR4650-MLD-90821	1,00,75,000.00	09-Aug-21	Linked to Performance of Nifty	On Maturity	-	-	-	-	-
946.00	IIFLWF-LWFHR4650-MLD-90821	1,00,75,000.00	09-Aug-21	Linked to Performance of Nifty	On Maturity	-	-	-	-	-
947.00	IIFLWF-LWFHR4650-MLD-90821	2,01,50,000.00	09-Aug-21	Linked to Performance of Nifty	On Maturity	-	-	-	-	-
948.00	LWFHR4500-251021	2,00,00,000.00	25-Oct-21	Linked to Performance of Nifty	On Maturity	-	-	-	-	-
949.00	LWFHR4500-251021	50,00,000.00	25-Oct-21	Linked to Performance of Nifty	On Maturity	-	-	-	-	-
950.00	IIFLWF-GWFEC825-8.25%-2019	1,04,78,100.00	30-Apr-19	Linked to Performance of Nifty	On Maturity	-	-	-	-	Buy Back
951.00	IIFLWF-GWFEC825-8.25%-2019	1,99,08,390.00	30-Apr-19	Linked to Performance of Nifty	On Maturity	-	-	-	-	Redeemed
952.00	IIFLWF-GWFEC825-8.25%-2019	2,09,56,200.00	30-Apr-19	Linked to Performance of Nifty	On Maturity	-	-	-	-	Redeemed
953.00	IIFLWF-LWFEC825-140520-2020	4,99,67,112.00	14-May-20	Linked to Performance of Nifty	On Maturity	-	-	-	-	-
954.00	IIFLWF-LWFEC825-140520-2020	10,01,36,520.00	14-May-20	Linked to Performance of Nifty	On Maturity	-	-	-	-	-
955.00	IIFLWF-LWFEC825-140520-2020	1,01,14,800.00	14-May-20	Linked to Performance of Nifty	On Maturity	-	-	-	-	-
956.00	IIFLWF-LWFEC850-140521-2021	1,49,42,820.00	14-May-21	Linked to Performance of Nifty	On Maturity	-	-	-	-	-
957.00	IIFLWF-LWFEC850-140521-2021	1,49,42,820.00	14-May-21	Linked to Performance of Nifty	On Maturity	-	-	-	-	-
958.00	IIFLWF-ZERO-COUPON SUBDEBT-SERIE	1,98,31,193.00	02-May-23	NA	On Maturity	-	-	-	-	-
959.00	IIFLWF-ZERO-COUPON SUBDEBT-SERIE	2,92,24,916.00	02-May-23	NA	On Maturity	-	-	-	-	-
960.00	IIFLWF-GWFEC825-8.25%-2019-30041	1,04,96,300.00	30-Apr-19	Linked to Performance of Nifty	On Maturity	-	-	-	-	Redeemed
961.00	IIFLWF-GWFEC825-8.25%-2019-30041	1,04,96,300.00	30-Apr-19	Linked to Performance of Nifty	On Maturity	-	-	-	-	Redeemed
962.00	IIFLWF-GWFEC825-8.25%-2019-30041	4,99,62,388.00	30-Apr-19	Linked to Performance of Nifty	On Maturity	-	-	-	-	Redeemed
963.00	IIFLWF-LWFHR4650-MLD-90821	3,00,15,000.00	09-Aug-21	Linked to Performance of Nifty	On Maturity	-	-	-	-	-
964.00	IIFLWF-GWFEC825-8.25%-2019-30041	9,99,06,354.00	30-Apr-19	Linked to Performance of Nifty	On Maturity	-	-	-	-	Redeemed

965.00	IIFLWF-GWFEC825-8.25%-2019-30041	99,86,685.00	30-Apr-19	Linked to Performance of Nifty	On Maturity	-	-	-	-	Redeemed
966.00	IIFLWF-GWFEC825-8.25%-2019-30041	1,05,12,300.00	30-Apr-19	Linked to Performance of Nifty	On Maturity	-	-	-	-	Redeemed
967.00	IIFLWF-GWFEC825-8.25%-2019-30041	3,15,36,900.00	30-Apr-19	Linked to Performance of Nifty	On Maturity	-	-	-	-	Redeemed
968.00	IIFLWF-GWFEC825-8.25%-2019-30041	99,86,685.00	30-Apr-19	Linked to Performance of Nifty	On Maturity	-	-	-	-	Redeemed
969.00	IIFLWF-GWFEC825-8.25%-2019-30041	1,05,12,300.00	30-Apr-19	Linked to Performance of Nifty	On Maturity	-	-	-	-	Redeemed
970.00	IIFLWF-LWFEC850-140521-2021	1,01,31,400.00	14-May-21	Linked to Performance of Nifty	On Maturity	-	-	-	-	
971.00	IIFLWF-LWFHR4650-MLD-90821	5,04,25,000.00	09-Aug-21	Linked to Performance of Nifty	On Maturity	-	-	-	-	
972.00	IIFLWF-LWFHR4650-MLD-90821	1,00,85,000.00	09-Aug-21	Linked to Performance of Nifty	On Maturity	-	-	-	-	
973.00	IIFLWF-LWFHR4650-MLD-90821	1,00,85,000.00	09-Aug-21	Linked to Performance of Nifty	On Maturity	-	-	-	-	
974.00	IIFLWF-LWFHR4650-MLD-90821	2,01,70,000.00	09-Aug-21	Linked to Performance of Nifty	On Maturity	-	-	-	-	
975.00	IIFLWF-LWFHR4650-MLD-90821	2,01,70,000.00	09-Aug-21	Linked to Performance of Nifty	On Maturity	-	-	-	-	
976.00	IIFLWF-LWFHR4650-MLD-90821	1,00,85,000.00	09-Aug-21	Linked to Performance of Nifty	On Maturity	-	-	-	-	
977.00	IIFLWF-LWFHR4650-MLD-90821	2,01,70,000.00	09-Aug-21	Linked to Performance of Nifty	On Maturity	-	-	-	-	
978.00	IIFLWF-LWFHR4650-MLD-90821	5,04,25,000.00	09-Aug-21	Linked to Performance of Nifty	On Maturity	-	-	-	-	
979.00	IIFLWF-LWFHR4650-MLD-90821	2,52,12,500.00	09-Aug-21	Linked to Performance of Nifty	On Maturity	-	-	-	-	
980.00	IIFLWF-LWFHR4650-MLD-90821	25,21,250.00	09-Aug-21	Linked to Performance of Nifty	On Maturity	-	-	-	-	
981.00	IIFLWF-LWFHR4650-MLD-90821	99,84,150.00	09-Aug-21	Linked to Performance of Nifty	On Maturity	-	-	-	-	
982.00	IIFLWF-ZERO-COUPON SUBDEBT-SERIE	9,95,07,750.00	02-May-23	NA	On Maturity	-	-	-	-	
983.00	IIFLWF-ZERO-COUPON SUBDEBT-SERIE	1,04,74,500.00	02-May-23	NA	On Maturity	-	-	-	-	
984.00	IIFLWF-ZERO-COUPON SUBDEBT-SERIE	52,37,250.00	02-May-23	NA	On Maturity	-	-	-	-	
985.00	IIFLWF-GWFEC825-8.25%-2019-30041	12,00,31,052.00	30-Apr-19	Linked to Performance of Nifty	On Maturity	-	-	-	-	Redeemed
986.00	IIFLWF-NCD-8.50%-MAR-2021	10,00,00,000.00	18-Mar-21	8.50%	Quarterly	30-Sep-19	31-Dec-19	21,42,000.00	21,42,000.00	
987.00	IIFLWF-LWFEC850-140521-2021	1,01,47,700.00	14-May-21	Linked to Performance of Nifty	On Maturity	-	-	-	-	
988.00	IIFLWF-LWFEC850-140521-2021	1,01,47,700.00	14-May-21	Linked to Performance of Nifty	On Maturity	-	-	-	-	
989.00	IIFLWF-LWFHR4650-MLD-90821	3,50,66,500.00	09-Aug-21	Linked to Performance of Nifty	On Maturity	-	-	-	-	
990.00	IIFLWF-LWFHR4650-MLD-90821	1,00,19,000.00	09-Aug-21	Linked to Performance of Nifty	On Maturity	-	-	-	-	
991.00	IIFLWF-LWFHR4650-MLD-90821	1,00,19,000.00	09-Aug-21	Linked to Performance of Nifty	On Maturity	-	-	-	-	
992.00	IIFLWF-LWFHR4650-MLD-90821	50,09,500.00	09-Aug-21	Linked to Performance of Nifty	On Maturity	-	-	-	-	
993.00	IIFLWF-LWFEC825-140520-2020	50,82,350.00	14-May-20	Linked to Performance of Nifty	On Maturity	-	-	-	-	Buy Back
994.00	IIFLWF-LWFEC825-140520-2020	3,99,47,271.00	14-May-20	Linked to Performance of Nifty	On Maturity	-	-	-	-	
995.00	IIFLWF-GWFEC825-8.25%-2019-30041	5,00,09,425.00	30-Apr-19	Linked to Performance of Nifty	On Maturity	-	-	-	-	Redeemed
996.00	IIFLWF-LWFEC850-140521-2021	1,52,42,550.00	14-May-21	Linked to Performance of Nifty	On Maturity	-	-	-	-	
997.00	IIFLWF-LWFEC850-140521-2021	40,64,680.00	14-May-21	Linked to Performance of Nifty	On Maturity	-	-	-	-	
998.00	IIFLWF-LWFEC850-140521-2021	25,40,425.00	14-May-21	Linked to Performance of Nifty	On Maturity	-	-	-	-	
999.00	IIFLWF-LWFEC850-140521-2021	50,80,850.00	14-May-21	Linked to Performance of Nifty	On Maturity	-	-	-	-	
1,000.00	IIFLWF-LWFEC850-140521-2021	25,40,425.00	14-May-21	Linked to Performance of Nifty	On Maturity	-	-	-	-	
1,001.00	IIFLWF-LWFHR4650-MLD-90821	25,30,000.00	09-Aug-21	Linked to Performance of Nifty	On Maturity	-	-	-	-	
1,002.00	IIFLWF-LWFHR4650-MLD-90821	75,90,000.00	09-Aug-21	Linked to Performance of Nifty	On Maturity	-	-	-	-	
1,003.00	IIFLWF-LWFHR4650-MLD-90821	25,30,000.00	09-Aug-21	Linked to Performance of Nifty	On Maturity	-	-	-	-	
1,004.00	IIFLWF-LWFHR4650-MLD-90821	50,60,000.00	09-Aug-21	Linked to Performance of Nifty	On Maturity	-	-	-	-	
1,005.00	IIFLWF-LWFHR4650-MLD-90821	25,30,000.00	09-Aug-21	Linked to Performance of Nifty	On Maturity	-	-	-	-	
1,006.00	IIFLWF-LWFHR4650-MLD-90821	25,30,000.00	09-Aug-21	Linked to Performance of Nifty	On Maturity	-	-	-	-	
1,007.00	IIFLWF-LWFHR4650-MLD-90821	1,01,20,000.00	09-Aug-21	Linked to Performance of Nifty	On Maturity	-	-	-	-	
1,008.00	IIFLWF-LWFHR4650-MLD-90821	2,02,40,000.00	09-Aug-21	Linked to Performance of Nifty	On Maturity	-	-	-	-	
1,009.00	IIFLWF-LWFHR4650-MLD-90821	1,97,34,000.00	09-Aug-21	Linked to Performance of Nifty	On Maturity	-	-	-	-	
1,010.00	IIFLWF-LWFHR4650-MLD-90821	3,03,60,000.00	09-Aug-21	Linked to Performance of Nifty	On Maturity	-	-	-	-	
1,011.00	IIFLWF-LWFHR4650-MLD-90821	25,30,000.00	09-Aug-21	Linked to Performance of Nifty	On Maturity	-	-	-	-	
1,012.00	LWFHR4500-251021	1,99,48,220.00	25-Oct-21	Linked to Performance of Nifty	On Maturity	-	-	-	-	
1,013.00	LWFHR4500-251021	3,00,74,220.00	25-Oct-21	Linked to Performance of Nifty	On Maturity	-	-	-	-	
1,014.00	IIFLWF-GWFEC825-8.25%-2019-30041	1,00,14,900.00	30-Apr-19	Linked to Performance of Nifty	On Maturity	-	-	-	-	Redeemed
1,015.00	IIFLWF-GWFEC825-8.25%-2019-30041	1,05,42,000.00	30-Apr-19	Linked to Performance of Nifty	On Maturity	-	-	-	-	Buy Back
1,016.00	IIFLWF-GWFEC825-8.25%-2019-30041	3,16,26,000.00	30-Apr-19	Linked to Performance of Nifty	On Maturity	-	-	-	-	Buy Back
1,017.00	IIFLWF-GWFEC825-8.25%-2019-30041	52,71,000.00	30-Apr-19	Linked to Performance of Nifty	On Maturity	-	-	-	-	Redeemed
1,018.00	IIFLWF-GWFEC825-8.25%-2019-30041	52,71,000.00	30-Apr-19	Linked to Performance of Nifty	On Maturity	-	-	-	-	Redeemed
1,019.00	IIFLWF-GWFEC825-8.25%-2019-30041	1,05,42,000.00	30-Apr-19	Linked to Performance of Nifty	On Maturity	-	-	-	-	Redeemed
1,020.00	IIFLWF-GWFEC825-8.25%-2019-30041	2,10,84,000.00	30-Apr-19	Linked to Performance of Nifty	On Maturity	-	-	-	-	Redeemed
1,021.00	IIFLWF-LWFEC825-140520-2020	15,00,26,120.00	14-May-20	Linked to Performance of Nifty	On Maturity	-	-	-	-	

1,022.00	IIFLWF-LWFHR4650-MLD-90821	1,52,23,500.00	09-Aug-21	Linked to Performance of Nifty	On Maturity	-	-	-	-	-	-
1,023.00	IIFLWF-LWFHR4650-MLD-90821	1,01,49,000.00	09-Aug-21	Linked to Performance of Nifty	On Maturity	-	-	-	-	-	-
1,024.00	IIFLWF-LWFHR4650-MLD-90821	96,41,550.00	09-Aug-21	Linked to Performance of Nifty	On Maturity	-	-	-	-	-	-
1,025.00	IIFLWF-LWFHR4650-MLD-90821	3,04,47,000.00	09-Aug-21	Linked to Performance of Nifty	On Maturity	-	-	-	-	-	-
1,026.00	IIFLWF-LWFHR4650-MLD-90821	14,81,75,400.00	09-Aug-21	Linked to Performance of Nifty	On Maturity	-	-	-	-	-	-
1,027.00	IIFLWF-LWFHR4650-MLD-90821	2,02,98,000.00	09-Aug-21	Linked to Performance of Nifty	On Maturity	-	-	-	-	-	-
1,028.00	LWFHR4500-251021	2,22,97,000.00	25-Oct-21	Linked to Performance of Nifty	On Maturity	-	-	-	-	-	-
1,029.00	IIFLWF-GWFEC825-8.25%-2019-30041	5,28,01,500.00	30-Apr-19	Linked to Performance of Nifty	On Maturity	-	-	-	-	-	Redeemed
1,030.00	IIFLWF-GWFEC825-8.25%-2019-30041	51,74,547.00	30-Apr-19	Linked to Performance of Nifty	On Maturity	-	-	-	-	-	Redeemed
1,031.00	IIFLWF-GWFEC825-8.25%-2019-30041	51,74,547.00	30-Apr-19	Linked to Performance of Nifty	On Maturity	-	-	-	-	-	Redeemed
1,032.00	IIFLWF-GWFEC825-8.25%-2019-30041	51,74,547.00	30-Apr-19	Linked to Performance of Nifty	On Maturity	-	-	-	-	-	Redeemed
1,033.00	IIFLWF-LWFEC850-140521-2021	1,99,53,584.00	14-May-21	Linked to Performance of Nifty	On Maturity	-	-	-	-	-	-
1,034.00	IIFLWF-LWFEC825-140520-2020	50,99,40,000.00	14-May-20	Linked to Performance of Nifty	On Maturity	-	-	-	-	-	-
1,035.00	IIFLWF-LWFEC850-140521-2021	9,99,90,867.00	14-May-21	Linked to Performance of Nifty	On Maturity	-	-	-	-	-	-
1,036.00	IIFLWF-LWFEC850-140521-2021	1,01,92,100.00	14-May-21	Linked to Performance of Nifty	On Maturity	-	-	-	-	-	-
1,037.00	LWFHR4500-251021	1,02,27,000.00	25-Oct-21	Linked to Performance of Nifty	On Maturity	-	-	-	-	-	-
1,038.00	LWFHR4500-251021	1,02,27,000.00	25-Oct-21	Linked to Performance of Nifty	On Maturity	-	-	-	-	-	-
1,039.00	LWFHR4500-251021	1,02,27,000.00	25-Oct-21	Linked to Performance of Nifty	On Maturity	-	-	-	-	-	-
1,040.00	LWFHR4500-251021	2,55,67,500.00	25-Oct-21	Linked to Performance of Nifty	On Maturity	-	-	-	-	-	-
1,041.00	LWFHR4500-251021	1,02,27,000.00	25-Oct-21	Linked to Performance of Nifty	On Maturity	-	-	-	-	-	-
1,042.00	IIFLWF-LWFEC850-140521-2021	4,07,87,200.00	14-May-21	Linked to Performance of Nifty	On Maturity	-	-	-	-	-	-
1,043.00	IIFLWF-LWFHR4650-MLD-90821	2,90,94,800.00	09-Aug-21	Linked to Performance of Nifty	On Maturity	-	-	-	-	-	-
1,044.00	IIFLWF-LWFHR4650-MLD-90821	1,35,08,300.00	09-Aug-21	Linked to Performance of Nifty	On Maturity	-	-	-	-	-	-
1,045.00	BWFEC1135-210619	4,99,57,662.00	21-Jun-19	Linked to Performance of Nifty	On Maturity	-	-	-	-	-	Buy Back
1,046.00	IIFLWF-LWFEC825-140520-2020	29,66,265.00	14-May-20	Linked to Performance of Nifty	On Maturity	-	-	-	-	-	-
1,047.00	IIFLWF-LWFEC825-140520-2020	30,68,55,000.00	14-May-20	Linked to Performance of Nifty	On Maturity	-	-	-	-	-	-
1,048.00	IIFLWF-9.00%NCD-SERIES A1-JULY 202	2,53,63,725.00	19-Jul-23	9.00%	Monthly	30-Sep-19	31-Oct-19	1,84,931.51	1,91,095.89	-	-
1,049.00	BWFEC1135-210619	1,01,59,800.00	21-Jun-19	Linked to Performance of Nifty	On Maturity	-	-	-	-	-	Redeemed
1,050.00	BWFEC1135-210619	11,98,99,350.00	21-Jun-19	Linked to Performance of Nifty	On Maturity	-	-	-	-	-	Buy Back
1,051.00	EWFEC825-41119	1,50,00,000.00	04-Nov-19	Linked to Performance of Nifty	On Maturity	-	-	-	-	-	-
1,052.00	EWFEC850-40820	1,00,00,000.00	04-Aug-20	Linked to Performance of Nifty	On Maturity	-	-	-	-	-	-
1,053.00	EWFEC850-40820	5,00,00,000.00	04-Aug-20	Linked to Performance of Nifty	On Maturity	-	-	-	-	-	-
1,054.00	LWFEC850-140521	50,20,589.00	14-May-21	Linked to Performance of Nifty	On Maturity	-	-	-	-	-	-
1,055.00	LWFEC850-140521	5,00,00,968.00	14-May-21	Linked to Performance of Nifty	On Maturity	-	-	-	-	-	-
1,056.00	IIFLWF-LWFHR4650-MLD-90821	3,68,23,500.00	09-Aug-21	Linked to Performance of Nifty	On Maturity	-	-	-	-	-	-
1,057.00	LWFEC850-140521	10,00,60,350.00	14-May-21	Linked to Performance of Nifty	On Maturity	-	-	-	-	-	Buy Back
1,058.00	LWFEC850-140521	1,02,62,600.00	14-May-21	Linked to Performance of Nifty	On Maturity	-	-	-	-	-	-
1,059.00	IIFLWF-ZERO-COUPON SUBDEBT-SERIE	3,30,00,000.00	10-Jan-24	NA	On Maturity	-	-	-	-	-	-
1,060.00	IIFLWF-ZERO-COUPON SUBDEBT-SERIE	2,50,00,000.00	10-Jan-24	NA	On Maturity	-	-	-	-	-	-
1,061.00	EWFEC825-41119	5,00,84,500.00	04-Nov-19	Linked to Performance of Nifty	On Maturity	-	-	-	-	-	Buy Back
1,062.00	EWFEC825-41119	1,00,16,900.00	04-Nov-19	Linked to Performance of Nifty	On Maturity	-	-	-	-	-	-
1,063.00	EWFEC825-41119	2,00,33,800.00	04-Nov-19	Linked to Performance of Nifty	On Maturity	-	-	-	-	-	-
1,064.00	EWFEC825-41119	1,99,33,631.00	04-Nov-19	Linked to Performance of Nifty	On Maturity	-	-	-	-	-	-
1,065.00	EWFEC825-41119	1,00,16,900.00	04-Nov-19	Linked to Performance of Nifty	On Maturity	-	-	-	-	-	-
1,066.00	EWFEC825-41119	1,00,16,900.00	04-Nov-19	Linked to Performance of Nifty	On Maturity	-	-	-	-	-	-
1,067.00	EWFEC825-41119	3,00,50,700.00	04-Nov-19	Linked to Performance of Nifty	On Maturity	-	-	-	-	-	-
1,068.00	EWFEC850-40820	1,00,31,300.00	04-Aug-20	Linked to Performance of Nifty	On Maturity	-	-	-	-	-	-
1,069.00	EWFEC850-40820	1,00,31,300.00	04-Aug-20	Linked to Performance of Nifty	On Maturity	-	-	-	-	-	-
1,070.00	LWFEC850-140521	1,99,41,454.00	14-May-21	Linked to Performance of Nifty	On Maturity	-	-	-	-	-	-
1,071.00	EWFEC825-41119	1,25,21,125.00	04-Nov-19	Linked to Performance of Nifty	On Maturity	-	-	-	-	-	-
1,072.00	EWFEC825-41119	7,80,60,060.00	04-Nov-19	Linked to Performance of Nifty	On Maturity	-	-	-	-	-	-
1,073.00	EWFEC825-41119	2,83,21,791.00	04-Nov-19	Linked to Performance of Nifty	On Maturity	-	-	-	-	-	Buy Back
1,074.00	LWFEC850-140521	1,99,73,658.00	14-May-21	Linked to Performance of Nifty	On Maturity	-	-	-	-	-	-
1,075.00	EWFEC825-41119	2,00,24,400.00	04-Nov-19	Linked to Performance of Nifty	On Maturity	-	-	-	-	-	-
1,076.00	EWFEC825-41119	50,06,100.00	04-Nov-19	Linked to Performance of Nifty	On Maturity	-	-	-	-	-	-
1,077.00	EWFEC825-41119	2,00,24,400.00	04-Nov-19	Linked to Performance of Nifty	On Maturity	-	-	-	-	-	-
1,078.00	EWFEC825-41119	50,13,950.00	04-Nov-19	Linked to Performance of Nifty	On Maturity	-	-	-	-	-	-

1,079.00	EWFE825-41119	1,49,41,571.00	04-Nov-19	Linked to Performance of Nifty	On Maturity	-	-	-	-	Buy Back
1,080.00	EWFE825-41119	2,99,83,421.00	04-Nov-19	Linked to Performance of Nifty	On Maturity	-	-	-	-	Buy Back
1,081.00	EWFE825-41119	1,00,27,900.00	04-Nov-19	Linked to Performance of Nifty	On Maturity	-	-	-	-	
1,082.00	EWFE825-41119	4,99,16,692.00	04-Nov-19	Linked to Performance of Nifty	On Maturity	-	-	-	-	
1,083.00	EWFE825-41119	1,00,43,600.00	04-Nov-19	Linked to Performance of Nifty	On Maturity	-	-	-	-	Buy Back
1,084.00	EWFE825-41119	1,00,43,600.00	04-Nov-19	Linked to Performance of Nifty	On Maturity	-	-	-	-	Buy Back
1,085.00	EWFE825-41119	1,00,43,600.00	04-Nov-19	Linked to Performance of Nifty	On Maturity	-	-	-	-	Buy Back
1,086.00	EWFE825-41119	1,00,43,600.00	04-Nov-19	Linked to Performance of Nifty	On Maturity	-	-	-	-	Buy Back
1,087.00	EWFE825-41119	1,00,43,600.00	04-Nov-19	Linked to Performance of Nifty	On Maturity	-	-	-	-	Buy Back
1,088.00	EWFE825-41119	2,00,87,200.00	04-Nov-19	Linked to Performance of Nifty	On Maturity	-	-	-	-	Buy Back
1,089.00	FWFE872-140819	50,00,00,000.00	14-Aug-19	Linked to Performance of Nifty	On Maturity	-	-	-	-	Buy Back
1,090.00	EWFE825-41119	1,00,59,300.00	04-Nov-19	Linked to Performance of Nifty	On Maturity	-	-	-	-	
1,091.00	EWFE825-41119	1,00,59,300.00	04-Nov-19	Linked to Performance of Nifty	On Maturity	-	-	-	-	
1,092.00	EWFE825-41119	1,00,59,300.00	04-Nov-19	Linked to Performance of Nifty	On Maturity	-	-	-	-	
1,093.00	LWFE850-140521	1,03,45,500.00	14-May-21	Linked to Performance of Nifty	On Maturity	-	-	-	-	
1,094.00	EWFE850-40820	6,05,65,800.00	04-Aug-20	Linked to Performance of Nifty	On Maturity	-	-	-	-	
1,095.00	EWFE850-40820	1,00,94,300.00	04-Aug-20	Linked to Performance of Nifty	On Maturity	-	-	-	-	
1,096.00	FWFE872-140819	22,03,54,200.00	14-Aug-19	Linked to Performance of Nifty	On Maturity	-	-	-	-	Buy Back
1,097.00	EWFE825-41119	1,00,75,000.00	04-Nov-19	Linked to Performance of Nifty	On Maturity	-	-	-	-	
1,098.00	EWFE825-41119	4,99,72,000.00	04-Nov-19	Linked to Performance of Nifty	On Maturity	-	-	-	-	
1,099.00	EWFE825-41119	50,37,500.00	04-Nov-19	Linked to Performance of Nifty	On Maturity	-	-	-	-	
1,100.00	LWFE850-140521	9,99,94,265.00	14-May-21	Linked to Performance of Nifty	On Maturity	-	-	-	-	
1,101.00	LWFE850-140521	4,99,45,322.00	14-May-21	Linked to Performance of Nifty	On Maturity	-	-	-	-	
1,102.00	LWFE850-140521	3,09,28,500.00	14-May-21	Linked to Performance of Nifty	On Maturity	-	-	-	-	
1,103.00	IFSPD - 1	5,00,00,000.00	26-Jun-25	Linked to Performance of Unde	On Maturity	-	-	-	-	
1,104.00	IFSPD - 1	95,00,000.00	26-Jun-25	Linked to Performance of Unde	On Maturity	-	-	-	-	
1,105.00	IFSPD - 1	10,00,00,000.00	26-Jun-25	Linked to Performance of Unde	On Maturity	-	-	-	-	
1,106.00	EWFE825-41119	1,99,79,784.00	04-Nov-19	Linked to Performance of Nifty	On Maturity	-	-	-	-	
1,107.00	LWFE850-140521	1,03,78,800.00	14-May-21	Linked to Performance of Nifty	On Maturity	-	-	-	-	
1,108.00	IFSPD - 1	7,01,55,400.00	26-Jun-25	Linked to Performance of Unde	On Maturity	-	-	-	-	Buy Back
1,109.00	IFSPD - 1	5,01,11,000.00	26-Jun-25	Linked to Performance of Unde	On Maturity	-	-	-	-	Buy Back
1,110.00	IFSPD - 1	5,00,10,778.00	26-Jun-25	Linked to Performance of Unde	On Maturity	-	-	-	-	Buy Back
1,111.00	IFSPD - 1	1,00,22,200.00	26-Jun-25	Linked to Performance of Unde	On Maturity	-	-	-	-	
1,112.00	IFSPD - 1	5,01,11,000.00	26-Jun-25	Linked to Performance of Unde	On Maturity	-	-	-	-	
1,113.00	IFSPD - 1	1,00,22,200.00	26-Jun-25	Linked to Performance of Unde	On Maturity	-	-	-	-	
1,114.00	IFSPD - 1	3,00,66,600.00	26-Jun-25	Linked to Performance of Unde	On Maturity	-	-	-	-	
1,115.00	IFSPD - 1	1,00,22,200.00	26-Jun-25	Linked to Performance of Unde	On Maturity	-	-	-	-	
1,116.00	IFSPD - 1	1,00,22,200.00	26-Jun-25	Linked to Performance of Unde	On Maturity	-	-	-	-	
1,117.00	IFSPD - 1	1,00,22,200.00	26-Jun-25	Linked to Performance of Unde	On Maturity	-	-	-	-	
1,118.00	IFSPD - 1	1,50,33,300.00	26-Jun-25	Linked to Performance of Unde	On Maturity	-	-	-	-	
1,119.00	IFGPD - SERIES II	2,50,00,000.00	05-Jul-25	Linked to Performance of Unde	On Maturity	-	-	-	-	
1,120.00	IFGPD - SERIES II	17,00,00,000.00	05-Jul-25	Linked to Performance of Unde	On Maturity	-	-	-	-	Buy Back
1,121.00	IFGPD - SERIES II	1,50,00,000.00	05-Jul-25	Linked to Performance of Unde	On Maturity	-	-	-	-	
1,122.00	UWFE901-120723	3,00,00,000.00	12-Jul-23	Linked to Performance of Nifty	On Maturity	-	-	-	-	
1,123.00	EWFE825-41119	1,01,22,400.00	04-Nov-19	Linked to Performance of Nifty	On Maturity	-	-	-	-	
1,124.00	EWFE825-41119	2,02,44,800.00	04-Nov-19	Linked to Performance of Nifty	On Maturity	-	-	-	-	
1,125.00	IFSPD - 1	2,00,79,000.00	26-Jun-25	Linked to Performance of Unde	On Maturity	-	-	-	-	
1,126.00	IFSPD - 1	3,01,18,500.00	26-Jun-25	Linked to Performance of Unde	On Maturity	-	-	-	-	
1,127.00	IFSPD - 1	99,39,105.00	26-Jun-25	Linked to Performance of Unde	On Maturity	-	-	-	-	
1,128.00	IFSPD - 1	4,99,96,710.00	26-Jun-25	Linked to Performance of Unde	On Maturity	-	-	-	-	
1,129.00	EWFE825-41119	11,37,65,625.00	04-Nov-19	Linked to Performance of Nifty	On Maturity	-	-	-	-	
1,130.00	EWFE825-41119	4,99,55,750.00	04-Nov-19	Linked to Performance of Nifty	On Maturity	-	-	-	-	
1,131.00	IFGPD - SERIES II	27,04,94,100.00	05-Jul-25	Linked to Performance of Unde	On Maturity	-	-	-	-	
1,132.00	EWFE825-41119	10,10,11,000.00	04-Nov-19	Linked to Performance of Nifty	On Maturity	-	-	-	-	
1,133.00	IFSPD - 1	4,29,31,861.00	26-Jun-25	Linked to Performance of Unde	On Maturity	-	-	-	-	Buy Back
1,134.00	IFSPD - 1	1,00,54,300.00	26-Jun-25	Linked to Performance of Unde	On Maturity	-	-	-	-	
1,135.00	IFSPD - 1	2,01,08,600.00	26-Jun-25	Linked to Performance of Unde	On Maturity	-	-	-	-	Buy Back

1,136.00	IFSPD - 1	2,01,08,600.00	26-Jun-25	Linked to Performance of Unde	On Maturity	-	-	-	-	Buy Back
1,137.00	IFSPD - 1	1,00,54,300.00	26-Jun-25	Linked to Performance of Unde	On Maturity	-	-	-	-	
1,138.00	IFSPD - 1	1,00,54,300.00	26-Jun-25	Linked to Performance of Unde	On Maturity	-	-	-	-	
1,139.00	IFGPD - SERIES II	1,00,29,800.00	05-Jul-25	Linked to Performance of Unde	On Maturity	-	-	-	-	
1,140.00	EWFEC825-41119	3,00,09,368.00	04-Nov-19	Linked to Performance of Nifty	On Maturity	-	-	-	-	
1,141.00	EWFEC825-41119	1,01,38,300.00	04-Nov-19	Linked to Performance of Nifty	On Maturity	-	-	-	-	
1,142.00	EWFEC825-41119	2,20,00,111.00	04-Nov-19	Linked to Performance of Nifty	On Maturity	-	-	-	-	
1,143.00	EWFEC825-41119	1,01,38,300.00	04-Nov-19	Linked to Performance of Nifty	On Maturity	-	-	-	-	Buy Back
1,144.00	EWFEC825-41119	50,69,150.00	04-Nov-19	Linked to Performance of Nifty	On Maturity	-	-	-	-	
1,145.00	EWFEC825-41119	1,01,38,300.00	04-Nov-19	Linked to Performance of Nifty	On Maturity	-	-	-	-	
1,146.00	EWFEC825-41119	49,67,767.00	04-Nov-19	Linked to Performance of Nifty	On Maturity	-	-	-	-	
1,147.00	EWFEC850-40820	1,01,73,600.00	04-Aug-20	Linked to Performance of Nifty	On Maturity	-	-	-	-	
1,148.00	IFGPD - SERIES II	25,01,67,500.00	05-Jul-25	Linked to Performance of Unde	On Maturity	-	-	-	-	Buy Back
1,149.00	EWFEC850-40820	14,97,19,760.00	04-Aug-20	Linked to Performance of Nifty	On Maturity	-	-	-	-	
1,150.00	EWFEC850-40820	1,24,54,488.00	04-Aug-20	Linked to Performance of Nifty	On Maturity	-	-	-	-	
1,151.00	EWFEC850-40820	1,24,54,488.00	04-Aug-20	Linked to Performance of Nifty	On Maturity	-	-	-	-	
1,152.00	EWFEC850-40820	1,24,54,488.00	04-Aug-20	Linked to Performance of Nifty	On Maturity	-	-	-	-	
1,153.00	EWFEC825-41119	9,33,05,480.00	04-Nov-19	Linked to Performance of Nifty	On Maturity	-	-	-	-	
1,154.00	EWFEC825-41119	1,41,98,660.00	04-Nov-19	Linked to Performance of Nifty	On Maturity	-	-	-	-	Buy Back
1,155.00	EWFEC825-41119	14,19,86,600.00	04-Nov-19	Linked to Performance of Nifty	On Maturity	-	-	-	-	Buy Back
1,156.00	IFGPD - SERIES II	1,00,34,500.00	05-Jul-25	Linked to Performance of Unde	On Maturity	-	-	-	-	
1,157.00	IFGPD - SERIES II	9,99,85,954.00	05-Jul-25	Linked to Performance of Unde	On Maturity	-	-	-	-	
1,158.00	EWFEC825-41119	1,01,86,000.00	04-Nov-19	Linked to Performance of Nifty	On Maturity	-	-	-	-	
1,159.00	EWFEC825-41119	1,01,86,000.00	04-Nov-19	Linked to Performance of Nifty	On Maturity	-	-	-	-	
1,160.00	EWFEC825-41119	76,39,500.00	04-Nov-19	Linked to Performance of Nifty	On Maturity	-	-	-	-	
1,161.00	EWFEC825-41119	76,39,500.00	04-Nov-19	Linked to Performance of Nifty	On Maturity	-	-	-	-	
1,162.00	EWFEC850-40820	1,01,93,400.00	04-Aug-20	Linked to Performance of Nifty	On Maturity	-	-	-	-	
1,163.00	EWFEC850-40820	1,99,79,064.00	04-Aug-20	Linked to Performance of Nifty	On Maturity	-	-	-	-	
1,164.00	LWFEC850-140521	2,61,65,500.00	14-May-21	Linked to Performance of Nifty	On Maturity	-	-	-	-	
1,165.00	LWFEC850-140521	1,88,39,160.00	14-May-21	Linked to Performance of Nifty	On Maturity	-	-	-	-	
1,166.00	IFSPD - 1	1,01,70,900.00	26-Jun-25	Linked to Performance of Unde	On Maturity	-	-	-	-	
1,167.00	IFSPD - 1	1,01,70,900.00	26-Jun-25	Linked to Performance of Unde	On Maturity	-	-	-	-	
1,168.00	IFGPD - SERIES II	5,05,50,500.00	05-Jul-25	Linked to Performance of Unde	On Maturity	-	-	-	-	
1,169.00	IFSPD - 1	1,99,68,676.00	26-Jun-25	Linked to Performance of Unde	On Maturity	-	-	-	-	
1,170.00	IFSPD - 1	20,27,76,000.00	26-Jun-25	Linked to Performance of Unde	On Maturity	-	-	-	-	
1,171.00	IFSPD - 1	1,02,05,300.00	26-Jun-25	Linked to Performance of Unde	On Maturity	-	-	-	-	
1,172.00	IFSPD - 1	1,02,05,300.00	26-Jun-25	Linked to Performance of Unde	On Maturity	-	-	-	-	
1,173.00	LWFEC850-140521	2,94,00,280.00	14-May-21	Linked to Performance of Nifty	On Maturity	-	-	-	-	
1,174.00	EWFEC825-41119	2,04,90,600.00	04-Nov-19	Linked to Performance of Nifty	On Maturity	-	-	-	-	
1,175.00	EWFEC825-41119	6,99,75,399.00	04-Nov-19	Linked to Performance of Nifty	On Maturity	-	-	-	-	
1,176.00	EWFEC825-41119	1,99,78,335.00	04-Nov-19	Linked to Performance of Nifty	On Maturity	-	-	-	-	
1,177.00	EWFEC825-41119	2,04,90,600.00	04-Nov-19	Linked to Performance of Nifty	On Maturity	-	-	-	-	
1,178.00	EWFEC825-41119	1,02,45,300.00	04-Nov-19	Linked to Performance of Nifty	On Maturity	-	-	-	-	
1,179.00	EWFEC825-41119	1,02,45,300.00	04-Nov-19	Linked to Performance of Nifty	On Maturity	-	-	-	-	
1,180.00	EWFEC825-41119	4,09,81,200.00	04-Nov-19	Linked to Performance of Nifty	On Maturity	-	-	-	-	
1,181.00	EWFEC825-41119	1,02,45,300.00	04-Nov-19	Linked to Performance of Nifty	On Maturity	-	-	-	-	
1,182.00	EWFEC850-40820	1,28,17,250.00	04-Aug-20	Linked to Performance of Nifty	On Maturity	-	-	-	-	
1,183.00	IFGPD - SERIES II	2,99,53,710.00	05-Jul-25	Linked to Performance of Unde	On Maturity	-	-	-	-	
1,184.00	IFSPD - 1	1,99,58,055.00	26-Jun-25	Linked to Performance of Unde	On Maturity	-	-	-	-	
1,185.00	IFSPD - 1	1,99,58,055.00	26-Jun-25	Linked to Performance of Unde	On Maturity	-	-	-	-	
1,186.00	IFSPD - 1	1,02,34,900.00	26-Jun-25	Linked to Performance of Unde	On Maturity	-	-	-	-	
1,187.00	LWFEC850-140521	1,05,29,200.00	14-May-21	Linked to Performance of Nifty	On Maturity	-	-	-	-	
1,188.00	IFGPD - SERIES II	2,02,58,600.00	05-Jul-25	Linked to Performance of Unde	On Maturity	-	-	-	-	Buy Back
1,189.00	IFSPD - 1	2,05,09,400.00	26-Jun-25	Linked to Performance of Unde	On Maturity	-	-	-	-	
1,190.00	EWFEC825-41119	15,36,31,500.00	04-Nov-19	Linked to Performance of Nifty	On Maturity	-	-	-	-	
1,191.00	EWFEC825-41119	51,21,050.00	04-Nov-19	Linked to Performance of Nifty	On Maturity	-	-	-	-	
1,192.00	EWFEC825-41119	51,21,050.00	04-Nov-19	Linked to Performance of Nifty	On Maturity	-	-	-	-	Buy Back

1,193.00	EWFEC850-40820	3,95,61,830.00	04-Aug-20	Linked to Performance of Nifty	On Maturity	-	-	-	-	-
1,194.00	IFSPD - 1	1,02,86,900.00	26-Jun-25	Linked to Performance of Unde	On Maturity	-	-	-	-	-
1,195.00	IFSPD - 1	1,02,86,900.00	26-Jun-25	Linked to Performance of Unde	On Maturity	-	-	-	-	-
1,196.00	IFSPD - 1	1,74,87,730.00	26-Jun-25	Linked to Performance of Unde	On Maturity	-	-	-	-	-
1,197.00	EWFEC825-41119	25,99,82,568.00	04-Nov-19	Linked to Performance of Nifty	On Maturity	-	-	-	-	-
1,198.00	EWFEC825-41119	3,99,50,040.00	04-Nov-19	Linked to Performance of Nifty	On Maturity	-	-	-	-	-
1,199.00	EWFEC825-41119	1,02,43,600.00	04-Nov-19	Linked to Performance of Nifty	On Maturity	-	-	-	-	-
1,200.00	EWFEC825-41119	4,49,69,404.00	04-Nov-19	Linked to Performance of Nifty	On Maturity	-	-	-	-	-
1,201.00	EWFEC825-41119	30,73,080.00	04-Nov-19	Linked to Performance of Nifty	On Maturity	-	-	-	-	-
1,202.00	EWFEC825-41119	1,39,31,296.00	04-Nov-19	Linked to Performance of Nifty	On Maturity	-	-	-	-	-
1,203.00	EWFEC825-41119	22,03,40,600.00	04-Nov-19	Linked to Performance of Nifty	On Maturity	-	-	-	-	-
1,204.00	EWFEC825-41119	76,97,250.00	04-Nov-19	Linked to Performance of Nifty	On Maturity	-	-	-	-	-
1,205.00	EWFEC825-41119	76,97,250.00	04-Nov-19	Linked to Performance of Nifty	On Maturity	-	-	-	-	-
1,206.00	EWFEC825-41119	1,02,63,000.00	04-Nov-19	Linked to Performance of Nifty	On Maturity	-	-	-	-	-
1,207.00	EWFEC825-41119	51,29,950.00	04-Nov-19	Linked to Performance of Nifty	On Maturity	-	-	-	-	-
1,208.00	EWFEC825-41119	51,29,950.00	04-Nov-19	Linked to Performance of Nifty	On Maturity	-	-	-	-	-
1,209.00	EWFEC825-41119	50,27,351.00	04-Nov-19	Linked to Performance of Nifty	On Maturity	-	-	-	-	-
1,210.00	EWFEC825-41119	51,29,950.00	04-Nov-19	Linked to Performance of Nifty	On Maturity	-	-	-	-	-
1,211.00	EWFEC825-41119	51,29,950.00	04-Nov-19	Linked to Performance of Nifty	On Maturity	-	-	-	-	-
1,212.00	EWFEC825-41119	51,29,950.00	04-Nov-19	Linked to Performance of Nifty	On Maturity	-	-	-	-	-
1,213.00	EWFEC825-41119	1,02,59,900.00	04-Nov-19	Linked to Performance of Nifty	On Maturity	-	-	-	-	-
1,214.00	EWFEC825-41119	1,02,59,900.00	04-Nov-19	Linked to Performance of Nifty	On Maturity	-	-	-	-	-
1,215.00	EWFEC825-41119	1,02,59,900.00	04-Nov-19	Linked to Performance of Nifty	On Maturity	-	-	-	-	-
1,216.00	EWFEC825-41119	1,02,59,900.00	04-Nov-19	Linked to Performance of Nifty	On Maturity	-	-	-	-	-
1,217.00	EWFEC825-41119	1,02,59,900.00	04-Nov-19	Linked to Performance of Nifty	On Maturity	-	-	-	-	-
1,218.00	EWFEC825-41119	1,02,59,900.00	04-Nov-19	Linked to Performance of Nifty	On Maturity	-	-	-	-	-
1,219.00	EWFEC825-41119	1,02,59,900.00	04-Nov-19	Linked to Performance of Nifty	On Maturity	-	-	-	-	-
1,220.00	EWFEC825-41119	1,53,89,850.00	04-Nov-19	Linked to Performance of Nifty	On Maturity	-	-	-	-	-
1,221.00	EWFEC825-41119	4,99,65,713.00	04-Nov-19	Linked to Performance of Nifty	On Maturity	-	-	-	-	-
1,222.00	EWFEC825-41119	99,52,103.00	04-Nov-19	Linked to Performance of Nifty	On Maturity	-	-	-	-	-
1,223.00	EWFEC825-41119	4,99,65,713.00	04-Nov-19	Linked to Performance of Nifty	On Maturity	-	-	-	-	-
1,224.00	IIFLWF-LWFEC825-140520-2020	4,99,35,800.00	14-May-20	Linked to Performance of Nifty	On Maturity	-	-	-	-	-
1,225.00	IFGPD - SERIES II	1,01,61,200.00	05-Jul-25	Linked to Performance of Unde	On Maturity	-	-	-	-	-
1,226.00	IFGPD - SERIES II	1,01,61,200.00	05-Jul-25	Linked to Performance of Unde	On Maturity	-	-	-	-	-
1,227.00	EWFEC825-41119	2,00,11,485.00	04-Nov-19	Linked to Performance of Nifty	On Maturity	-	-	-	-	-
1,228.00	EWFEC825-41119	49,25,904.00	04-Nov-19	Linked to Performance of Nifty	On Maturity	-	-	-	-	-
1,229.00	EWFEC825-41119	99,54,431.00	04-Nov-19	Linked to Performance of Nifty	On Maturity	-	-	-	-	-
1,230.00	EWFEC825-41119	3,95,09,855.00	04-Nov-19	Linked to Performance of Nifty	On Maturity	-	-	-	-	-
1,231.00	IFRS-01	1,50,00,000.00	05-Dec-19	Linked to Mibor	On Maturity	-	-	-	-	-
1,232.00	IFRS-01	1,00,00,000.00	05-Dec-19	Linked to Mibor	On Maturity	-	-	-	-	-
1,233.00	IFRS-01	1,00,00,000.00	05-Dec-19	Linked to Mibor	On Maturity	-	-	-	-	-
1,234.00	IFRS-01	1,00,00,000.00	05-Dec-19	Linked to Mibor	On Maturity	-	-	-	-	-
1,235.00	IFRS-01	11,10,00,000.00	05-Dec-19	Linked to Mibor	On Maturity	-	-	-	-	-
1,236.00	IFRS-01	13,25,00,000.00	05-Dec-19	Linked to Mibor	On Maturity	-	-	-	-	-
1,237.00	IFRS-01	10,65,00,000.00	05-Dec-19	Linked to Mibor	On Maturity	-	-	-	-	-
1,238.00	IFRS-01	1,00,10,000.00	05-Dec-19	Linked to Mibor	On Maturity	-	-	-	-	-
1,239.00	IFRS-01	3,00,30,000.00	05-Dec-19	Linked to Mibor	On Maturity	-	-	-	-	-
1,240.00	IFRS-01	1,00,10,000.00	05-Dec-19	Linked to Mibor	On Maturity	-	-	-	-	-
1,241.00	IFRS-01	1,00,10,000.00	05-Dec-19	Linked to Mibor	On Maturity	-	-	-	-	-
1,242.00	IFRS-01	5,00,50,000.00	05-Dec-19	Linked to Mibor	On Maturity	-	-	-	-	-
1,243.00	IFRS-01	1,00,10,000.00	05-Dec-19	Linked to Mibor	On Maturity	-	-	-	-	-
1,244.00	IFRS-01	1,00,10,000.00	05-Dec-19	Linked to Mibor	On Maturity	-	-	-	-	-
1,245.00	IFRS-01	1,00,10,000.00	05-Dec-19	Linked to Mibor	On Maturity	-	-	-	-	-
1,246.00	IFRS-01	3,00,30,000.00	05-Dec-19	Linked to Mibor	On Maturity	-	-	-	-	-
1,247.00	IFRS-01	5,00,50,000.00	05-Dec-19	Linked to Mibor	On Maturity	-	-	-	-	-
1,248.00	IFRS-01	1,00,10,000.00	05-Dec-19	Linked to Mibor	On Maturity	-	-	-	-	-
1,249.00	IFRS-01	3,99,39,900.00	05-Dec-19	Linked to Mibor	On Maturity	-	-	-	-	-



1,307.00	IFRS-01	1,00,37,400.00	05-Dec-19	Linked to Mibor	On Maturity	-	-	-	-	-
1,308.00	IFRS-01	1,50,56,100.00	05-Dec-19	Linked to Mibor	On Maturity	-	-	-	-	-
1,309.00	IFRS-01	5,01,87,000.00	05-Dec-19	Linked to Mibor	On Maturity	-	-	-	-	-
1,310.00	IFRS-01	5,01,87,000.00	05-Dec-19	Linked to Mibor	On Maturity	-	-	-	-	-
1,311.00	IFRS-01	1,00,37,400.00	05-Dec-19	Linked to Mibor	On Maturity	-	-	-	-	-
1,312.00	IFRS-01	2,00,74,800.00	05-Dec-19	Linked to Mibor	On Maturity	-	-	-	-	-
1,313.00	IFRS-01	1,00,37,400.00	05-Dec-19	Linked to Mibor	On Maturity	-	-	-	-	-
1,314.00	IFRS-01	1,00,37,400.00	05-Dec-19	Linked to Mibor	On Maturity	-	-	-	-	-
1,315.00	IFRS-01	1,00,37,400.00	05-Dec-19	Linked to Mibor	On Maturity	-	-	-	-	-
1,316.00	IFRS-01	5,01,87,000.00	05-Dec-19	Linked to Mibor	On Maturity	-	-	-	-	-
1,317.00	IFRS-01	2,00,74,800.00	05-Dec-19	Linked to Mibor	On Maturity	-	-	-	-	-
1,318.00	IIFLWF-LWFEC850-140521-2021	1,04,38,800.00	14-May-21	Linked to Performance of Nifty	On Maturity	-	-	-	-	-
1,319.00	IFRS-01	50,21,200.00	05-Dec-19	Linked to Mibor	On Maturity	-	-	-	-	-
1,320.00	IFRS-01	1,00,42,400.00	05-Dec-19	Linked to Mibor	On Maturity	-	-	-	-	-
1,321.00	IFRS-01	50,21,200.00	05-Dec-19	Linked to Mibor	On Maturity	-	-	-	-	-
1,322.00	IFRS-01	49,20,776.00	05-Dec-19	Linked to Mibor	On Maturity	-	-	-	-	-
1,323.00	IFRS-01	1,99,84,376.00	05-Dec-19	Linked to Mibor	On Maturity	-	-	-	-	-
1,324.00	IFRS-01	1,00,42,400.00	05-Dec-19	Linked to Mibor	On Maturity	-	-	-	-	-
1,325.00	IFRS-01	1,00,42,400.00	05-Dec-19	Linked to Mibor	On Maturity	-	-	-	-	-
1,326.00	IFRS-01	1,99,84,376.00	05-Dec-19	Linked to Mibor	On Maturity	-	-	-	-	-
1,327.00	IFRS-01	40,16,960.00	05-Dec-19	Linked to Mibor	On Maturity	-	-	-	-	-
1,328.00	IFRS-01	3,37,76,064.00	05-Dec-19	Linked to Mibor	On Maturity	-	-	-	-	-
1,329.00	IFRS-01	2,01,04,800.00	05-Dec-19	Linked to Mibor	On Maturity	-	-	-	-	-
1,330.00	IFRS-01	1,49,03,452.00	05-Dec-19	Linked to Mibor	On Maturity	-	-	-	-	-
1,331.00	IFRS-01	12,08,38,800.00	05-Dec-19	Linked to Mibor	On Maturity	-	-	-	-	-
1,332.00	IFRS-01	5,03,49,500.00	05-Dec-19	Linked to Mibor	On Maturity	-	-	-	-	-
1,333.00	IFRS-01	1,00,69,900.00	05-Dec-19	Linked to Mibor	On Maturity	-	-	-	-	-
1,334.00	IFRS-01	2,49,73,352.00	05-Dec-19	Linked to Mibor	On Maturity	-	-	-	-	-
1,335.00	IFRS-01	10,07,24,000.00	05-Dec-19	Linked to Mibor	On Maturity	-	-	-	-	-
1,336.00	IFRS-01	5,03,62,000.00	05-Dec-19	Linked to Mibor	On Maturity	-	-	-	-	-
1,337.00	IFRS-01	5,03,62,000.00	05-Dec-19	Linked to Mibor	On Maturity	-	-	-	-	-
1,338.00	IFRS-01	4,99,59,104.00	05-Dec-19	Linked to Mibor	On Maturity	-	-	-	-	-
1,339.00	IFRS-01	2,41,73,760.00	05-Dec-19	Linked to Mibor	On Maturity	-	-	-	-	-
1,340.00	IFRS-01	1,51,08,600.00	05-Dec-19	Linked to Mibor	On Maturity	-	-	-	-	-
1,341.00	IFRS-01	1,51,08,600.00	05-Dec-19	Linked to Mibor	On Maturity	-	-	-	-	-
1,342.00	IFRS-01	1,00,72,400.00	05-Dec-19	Linked to Mibor	On Maturity	-	-	-	-	-
1,343.00	IFRS-01	1,00,72,400.00	05-Dec-19	Linked to Mibor	On Maturity	-	-	-	-	-
1,344.00	IFRS-01	1,00,72,400.00	05-Dec-19	Linked to Mibor	On Maturity	-	-	-	-	-
1,345.00	IFRS-01	1,00,72,400.00	05-Dec-19	Linked to Mibor	On Maturity	-	-	-	-	-
1,346.00	IFRS-01	1,00,72,400.00	05-Dec-19	Linked to Mibor	On Maturity	-	-	-	-	-
1,347.00	IFRS-01	1,00,72,400.00	05-Dec-19	Linked to Mibor	On Maturity	-	-	-	-	-
1,348.00	IFRS-01	1,00,72,400.00	05-Dec-19	Linked to Mibor	On Maturity	-	-	-	-	-
1,349.00	IFRS-01	1,00,72,400.00	05-Dec-19	Linked to Mibor	On Maturity	-	-	-	-	-
1,350.00	IFRS-01	1,00,72,400.00	05-Dec-19	Linked to Mibor	On Maturity	-	-	-	-	-
1,351.00	IFRS-01	1,00,72,400.00	05-Dec-19	Linked to Mibor	On Maturity	-	-	-	-	-
1,352.00	IFRS-01	1,00,72,400.00	05-Dec-19	Linked to Mibor	On Maturity	-	-	-	-	-
1,353.00	IFRS-01	1,00,72,400.00	05-Dec-19	Linked to Mibor	On Maturity	-	-	-	-	-
1,354.00	IFRS-01	1,00,72,400.00	05-Dec-19	Linked to Mibor	On Maturity	-	-	-	-	-
1,355.00	IFRS-01	1,00,72,400.00	05-Dec-19	Linked to Mibor	On Maturity	-	-	-	-	-
1,356.00	IFRS-01	1,00,72,400.00	05-Dec-19	Linked to Mibor	On Maturity	-	-	-	-	-
1,357.00	IFRS-01	1,00,72,400.00	05-Dec-19	Linked to Mibor	On Maturity	-	-	-	-	-
1,358.00	IFRS-01	74,53,576.00	05-Dec-19	Linked to Mibor	On Maturity	-	-	-	-	-
1,359.00	IFRS-01	70,50,680.00	05-Dec-19	Linked to Mibor	On Maturity	-	-	-	-	-
1,360.00	IFRS-01	50,36,200.00	05-Dec-19	Linked to Mibor	On Maturity	-	-	-	-	-
1,361.00	IFRS-01	50,36,200.00	05-Dec-19	Linked to Mibor	On Maturity	-	-	-	-	-
1,362.00	IFRS-01	50,36,200.00	05-Dec-19	Linked to Mibor	On Maturity	-	-	-	-	-
1,363.00	IFRS-01	50,36,200.00	05-Dec-19	Linked to Mibor	On Maturity	-	-	-	-	-











1,592.00	INES-03	25,10,000.00	27-May-22	Linked to Performance of Nifty	On Maturity	-	-	-	-	-
1,593.00	INES-03	43,17,200.00	27-May-22	Linked to Performance of Nifty	On Maturity	-	-	-	-	-
1,594.00	INES-03	25,10,000.00	27-May-22	Linked to Performance of Nifty	On Maturity	-	-	-	-	-
1,595.00	INES-03	25,10,000.00	27-May-22	Linked to Performance of Nifty	On Maturity	-	-	-	-	-
1,596.00	IIFLWF-LWFEC825-140520-2020	1,07,68,200.00	14-May-20	Linked to Performance of Nifty	On Maturity	-	-	-	-	-
1,597.00	IIFLWF-LWFEC825-140520-2020	1,13,06,610.00	14-May-20	Linked to Performance of Nifty	On Maturity	-	-	-	-	-
1,598.00	IIFLWF-LWFEC825-140520-2020	1,50,75,480.00	14-May-20	Linked to Performance of Nifty	On Maturity	-	-	-	-	-
1,599.00	IIFLWF-LWFEC825-140520-2020	1,70,13,756.00	14-May-20	Linked to Performance of Nifty	On Maturity	-	-	-	-	-
1,600.00	IIFLWF-LWFEC825-140520-2020	1,07,68,200.00	14-May-20	Linked to Performance of Nifty	On Maturity	-	-	-	-	-
1,601.00	IIFLWF-LWFEC825-140520-2020	1,07,68,200.00	14-May-20	Linked to Performance of Nifty	On Maturity	-	-	-	-	-
1,602.00	IIFLWF-LWFEC825-140520-2020	1,07,68,200.00	14-May-20	Linked to Performance of Nifty	On Maturity	-	-	-	-	-
1,603.00	IIFLWF-LWFEC825-140520-2020	1,07,68,200.00	14-May-20	Linked to Performance of Nifty	On Maturity	-	-	-	-	-
1,604.00	IIFLWF-LWFEC825-140520-2020	1,07,68,200.00	14-May-20	Linked to Performance of Nifty	On Maturity	-	-	-	-	-
1,605.00	IIFLWF-LWFEC825-140520-2020	9,96,05,850.00	14-May-20	Linked to Performance of Nifty	On Maturity	-	-	-	-	-
1,606.00	IIFLWF-LWFEC850-140521-2021	1,85,05,637.00	14-May-21	Linked to Performance of Nifty	On Maturity	-	-	-	-	-
1,607.00	IIFLWF-LWFEC850-140521-2021	2,98,44,351.00	14-May-21	Linked to Performance of Nifty	On Maturity	-	-	-	-	-
1,608.00	IIFLWF-LWFEC850-140521-2021	4,81,36,050.00	14-May-21	Linked to Performance of Nifty	On Maturity	-	-	-	-	-
1,609.00	IIFLWF-LWFEC850-140521-2021	4,99,67,132.00	14-May-21	Linked to Performance of Nifty	On Maturity	-	-	-	-	-
1,610.00	IIFLWF-LWFEC850-140521-2021	3,24,19,788.00	14-May-21	Linked to Performance of Nifty	On Maturity	-	-	-	-	-
1,611.00	INES-03	1,00,69,600.00	27-May-22	Linked to Performance of Nifty	On Maturity	-	-	-	-	-
1,612.00	INES-03	6,44,45,440.00	27-May-22	Linked to Performance of Nifty	On Maturity	-	-	-	-	-
1,613.00	INES-03	1,51,04,400.00	27-May-22	Linked to Performance of Nifty	On Maturity	-	-	-	-	-
1,614.00	INES-03	5,03,48,000.00	27-May-22	Linked to Performance of Nifty	On Maturity	-	-	-	-	-
1,615.00	INES-03	5,03,48,000.00	27-May-22	Linked to Performance of Nifty	On Maturity	-	-	-	-	-
1,616.00	INES-03	1,48,02,312.00	27-May-22	Linked to Performance of Nifty	On Maturity	-	-	-	-	-
1,617.00	INES-03	1,00,69,600.00	27-May-22	Linked to Performance of Nifty	On Maturity	-	-	-	-	-
1,618.00	INES-03	2,01,39,200.00	27-May-22	Linked to Performance of Nifty	On Maturity	-	-	-	-	-
1,619.00	INES-03	1,71,18,320.00	27-May-22	Linked to Performance of Nifty	On Maturity	-	-	-	-	-
1,620.00	INES-03	1,22,84,912.00	27-May-22	Linked to Performance of Nifty	On Maturity	-	-	-	-	-
1,621.00	INES-03	1,00,69,600.00	27-May-22	Linked to Performance of Nifty	On Maturity	-	-	-	-	-
1,622.00	INES-03	25,17,400.00	27-May-22	Linked to Performance of Nifty	On Maturity	-	-	-	-	-
1,623.00	INES-03	1,00,69,600.00	27-May-22	Linked to Performance of Nifty	On Maturity	-	-	-	-	-
1,624.00	INES-03	1,00,69,600.00	27-May-22	Linked to Performance of Nifty	On Maturity	-	-	-	-	-
1,625.00	INES-03	1,37,95,352.00	27-May-22	Linked to Performance of Nifty	On Maturity	-	-	-	-	-
1,626.00	INES-03	1,00,69,600.00	27-May-22	Linked to Performance of Nifty	On Maturity	-	-	-	-	-
1,627.00	INES-03	1,00,69,600.00	27-May-22	Linked to Performance of Nifty	On Maturity	-	-	-	-	-
1,628.00	INES-03	1,00,69,600.00	27-May-22	Linked to Performance of Nifty	On Maturity	-	-	-	-	-
1,629.00	INES-03	2,51,74,000.00	27-May-22	Linked to Performance of Nifty	On Maturity	-	-	-	-	-
1,630.00	INES-03	5,03,48,000.00	27-May-22	Linked to Performance of Nifty	On Maturity	-	-	-	-	-
1,631.00	INES-03	5,03,48,000.00	27-May-22	Linked to Performance of Nifty	On Maturity	-	-	-	-	-
1,632.00	IIFLWF-LWFEC850-140521-2021	1,39,12,860.00	14-May-21	Linked to Performance of Nifty	On Maturity	-	-	-	-	-
1,633.00	INES-02	50,92,200.00	11-Dec-28	Linked to Performance of Nifty	On Maturity	-	-	-	-	-
1,634.00	INES-02	50,92,200.00	11-Dec-28	Linked to Performance of Nifty	On Maturity	-	-	-	-	-
1,635.00	INES-02	46,84,824.00	11-Dec-28	Linked to Performance of Nifty	On Maturity	-	-	-	-	-
1,636.00	INES-02	7,48,55,340.00	11-Dec-28	Linked to Performance of Nifty	On Maturity	-	-	-	-	-
1,637.00	INES-02	50,92,200.00	11-Dec-28	Linked to Performance of Nifty	On Maturity	-	-	-	-	-
1,638.00	INES-02	1,01,84,400.00	11-Dec-28	Linked to Performance of Nifty	On Maturity	-	-	-	-	-
1,639.00	INES-02	25,46,100.00	11-Dec-28	Linked to Performance of Nifty	On Maturity	-	-	-	-	-
1,640.00	INES-02	48,88,512.00	11-Dec-28	Linked to Performance of Nifty	On Maturity	-	-	-	-	-
1,641.00	INES-02	50,92,200.00	11-Dec-28	Linked to Performance of Nifty	On Maturity	-	-	-	-	-
1,642.00	INES-03	25,18,550.00	27-May-22	Linked to Performance of Nifty	On Maturity	-	-	-	-	-
1,643.00	INES-03	2,01,48,400.00	27-May-22	Linked to Performance of Nifty	On Maturity	-	-	-	-	-
1,644.00	INES-03	1,00,74,200.00	27-May-22	Linked to Performance of Nifty	On Maturity	-	-	-	-	-
1,645.00	INES-03	50,37,100.00	27-May-22	Linked to Performance of Nifty	On Maturity	-	-	-	-	-
1,646.00	INES-03	70,51,940.00	27-May-22	Linked to Performance of Nifty	On Maturity	-	-	-	-	-
1,647.00	INES-03	25,18,550.00	27-May-22	Linked to Performance of Nifty	On Maturity	-	-	-	-	-
1,648.00	INES-03	1,00,74,200.00	27-May-22	Linked to Performance of Nifty	On Maturity	-	-	-	-	-



1,706.00	INES-03	1,00,83,200.00	27-May-22	Linked to Performance of Nifty	On Maturity	-	-	-	-	-
1,707.00	INES-03	1,00,83,200.00	27-May-22	Linked to Performance of Nifty	On Maturity	-	-	-	-	-
1,708.00	INES-03	1,00,83,200.00	27-May-22	Linked to Performance of Nifty	On Maturity	-	-	-	-	-
1,709.00	INES-03	38,31,616.00	27-May-22	Linked to Performance of Nifty	On Maturity	-	-	-	-	-
1,710.00	INES-03	59,49,088.00	27-May-22	Linked to Performance of Nifty	On Maturity	-	-	-	-	-
1,711.00	INES-03	84,69,888.00	27-May-22	Linked to Performance of Nifty	On Maturity	-	-	-	-	-
1,712.00	INES-03	3,02,49,600.00	27-May-22	Linked to Performance of Nifty	On Maturity	-	-	-	-	-
1,713.00	INES-03	1,00,83,200.00	27-May-22	Linked to Performance of Nifty	On Maturity	-	-	-	-	-
1,714.00	INES-03	25,20,800.00	27-May-22	Linked to Performance of Nifty	On Maturity	-	-	-	-	-
1,715.00	INES-03	1,00,83,200.00	27-May-22	Linked to Performance of Nifty	On Maturity	-	-	-	-	-
1,716.00	INES-03	2,01,66,400.00	27-May-22	Linked to Performance of Nifty	On Maturity	-	-	-	-	-
1,717.00	INES-03	1,00,83,200.00	27-May-22	Linked to Performance of Nifty	On Maturity	-	-	-	-	-
1,718.00	INES-03	50,41,600.00	27-May-22	Linked to Performance of Nifty	On Maturity	-	-	-	-	-
1,719.00	INES-03	30,24,960.00	27-May-22	Linked to Performance of Nifty	On Maturity	-	-	-	-	-
1,720.00	INES-03	1,00,83,200.00	27-May-22	Linked to Performance of Nifty	On Maturity	-	-	-	-	-
1,721.00	IHRS -01	49,77,500.00	22-Jan-29	Linked to Performance of Nifty	On Maturity	-	-	-	-	-
1,722.00	IHRS -01	49,77,500.00	22-Jan-29	Linked to Performance of Nifty	On Maturity	-	-	-	-	-
1,723.00	IHRS -01	4,97,75,000.00	22-Jan-29	Linked to Performance of Nifty	On Maturity	-	-	-	-	-
1,724.00	IHRS -01	2,98,65,000.00	22-Jan-29	Linked to Performance of Nifty	On Maturity	-	-	-	-	-
1,725.00	IHRS -01	99,55,000.00	22-Jan-29	Linked to Performance of Nifty	On Maturity	-	-	-	-	-
1,726.00	IHRS -01	49,77,500.00	22-Jan-29	Linked to Performance of Nifty	On Maturity	-	-	-	-	-
1,727.00	IHRS -01	1,59,28,000.00	22-Jan-29	Linked to Performance of Nifty	On Maturity	-	-	-	-	-
1,728.00	IHRS -01	99,55,000.00	22-Jan-29	Linked to Performance of Nifty	On Maturity	-	-	-	-	-
1,729.00	IHRS -01	49,77,500.00	22-Jan-29	Linked to Performance of Nifty	On Maturity	-	-	-	-	-
1,730.00	IHRS -01	49,77,500.00	22-Jan-29	Linked to Performance of Nifty	On Maturity	-	-	-	-	-
1,731.00	IHRS -01	29,86,500.00	22-Jan-29	Linked to Performance of Nifty	On Maturity	-	-	-	-	-
1,732.00	IHRS -01	99,55,000.00	22-Jan-29	Linked to Performance of Nifty	On Maturity	-	-	-	-	-
1,733.00	IHRS -01	99,55,000.00	22-Jan-29	Linked to Performance of Nifty	On Maturity	-	-	-	-	-
1,734.00	IHRS -01	4,88,79,050.00	22-Jan-29	Linked to Performance of Nifty	On Maturity	-	-	-	-	-
1,735.00	IHRS -01	96,56,350.00	22-Jan-29	Linked to Performance of Nifty	On Maturity	-	-	-	-	-
1,736.00	IHRS -01	19,51,18,000.00	22-Jan-29	Linked to Performance of Nifty	On Maturity	-	-	-	-	-
1,737.00	IHRS -01	24,88,750.00	22-Jan-29	Linked to Performance of Nifty	On Maturity	-	-	-	-	-
1,738.00	IHRS -01	24,88,750.00	22-Jan-29	Linked to Performance of Nifty	On Maturity	-	-	-	-	-
1,739.00	INES-03	25,21,425.00	27-May-22	Linked to Performance of Nifty	On Maturity	-	-	-	-	-
1,740.00	INES-03	50,42,850.00	27-May-22	Linked to Performance of Nifty	On Maturity	-	-	-	-	-
1,741.00	INES-03	1,00,85,700.00	27-May-22	Linked to Performance of Nifty	On Maturity	-	-	-	-	-
1,742.00	IIFLWF-LWFEC825-140520-2020	14,25,92,703.00	14-May-20	Linked to Performance of Nifty	On Maturity	-	-	-	-	-
1,743.00	IIFLWF-LWFEC825-140520-2020	74,48,067.00	14-May-20	Linked to Performance of Nifty	On Maturity	-	-	-	-	Buy Back
1,744.00	INES-03	9,21,69,000.00	27-May-22	Linked to Performance of Nifty	On Maturity	-	-	-	-	-
1,745.00	IIFLWF-LWFEC850-140521-2021	1,07,58,200.00	14-May-21	Linked to Performance of Nifty	On Maturity	-	-	-	-	-
1,746.00	IIFLWF-LWFEC850-140521-2021	4,99,18,048.00	14-May-21	Linked to Performance of Nifty	On Maturity	-	-	-	-	-
1,747.00	IIFLWF-LWFEC850-140521-2021	1,07,58,200.00	14-May-21	Linked to Performance of Nifty	On Maturity	-	-	-	-	-
1,748.00	IIFLWF-LWFEC850-140521-2021	1,88,26,850.00	14-May-21	Linked to Performance of Nifty	On Maturity	-	-	-	-	-
1,749.00	IIFLWF-LWFEC825-140520-2020	1,08,28,300.00	14-May-20	Linked to Performance of Nifty	On Maturity	-	-	-	-	-
1,750.00	IECP-I	1,00,00,000.00	12-Mar-26	Linked to Performance of Unde	On Maturity	-	-	-	-	-
1,751.00	IECP-I	1,00,00,000.00	12-Mar-26	Linked to Performance of Unde	On Maturity	-	-	-	-	-
1,752.00	IECP-I	2,00,00,000.00	12-Mar-26	Linked to Performance of Unde	On Maturity	-	-	-	-	-
1,753.00	IECP-I	2,00,00,000.00	12-Mar-26	Linked to Performance of Unde	On Maturity	-	-	-	-	-
1,754.00	IECP-I	2,50,00,000.00	12-Mar-26	Linked to Performance of Unde	On Maturity	-	-	-	-	-
1,755.00	IECP-I	1,00,00,000.00	12-Mar-26	Linked to Performance of Unde	On Maturity	-	-	-	-	-
1,756.00	IECP-I	3,00,00,000.00	12-Mar-26	Linked to Performance of Unde	On Maturity	-	-	-	-	-
1,757.00	IECP-I	10,00,00,000.00	12-Mar-26	Linked to Performance of Unde	On Maturity	-	-	-	-	-
1,758.00	IECP-I	1,00,00,000.00	12-Mar-26	Linked to Performance of Unde	On Maturity	-	-	-	-	-
1,759.00	IECP-I	5,50,00,000.00	12-Mar-26	Linked to Performance of Unde	On Maturity	-	-	-	-	-
1,760.00	IECP-I	40,00,000.00	12-Mar-26	Linked to Performance of Unde	On Maturity	-	-	-	-	-
1,761.00	IECP-I	50,00,000.00	12-Mar-26	Linked to Performance of Unde	On Maturity	-	-	-	-	-
1,762.00	IECP-I	1,11,00,000.00	12-Mar-26	Linked to Performance of Unde	On Maturity	-	-	-	-	-









1,934.00	IFGD-SERIES I	10,00,00,000.00	14-Feb-24	Linked to G-sec	On Maturity	-	-	-	-	-
1,935.00	IFGD-SERIES I	5,00,00,000.00	14-Feb-24	Linked to G-sec	On Maturity	-	-	-	-	-
1,936.00	IFGD-SERIES I	2,00,00,000.00	14-Feb-24	Linked to G-sec	On Maturity	-	-	-	-	-
1,937.00	IFGD-SERIES I	16,40,00,000.00	14-Feb-24	Linked to G-sec	On Maturity	-	-	-	-	-
1,938.00	IECP-IV	5,01,06,500.00	27-Apr-26	Linked to Performance of Unde	On Maturity	-	-	-	-	-
1,939.00	IECP-V	25,00,00,000.00	05-Apr-29	Linked to Performance of Unde	On Maturity	-	-	-	-	-
1,940.00	IECP-V	2,00,00,000.00	05-Apr-29	Linked to Performance of Unde	On Maturity	-	-	-	-	-
1,941.00	IECP-V	1,50,00,000.00	05-Apr-29	Linked to Performance of Unde	On Maturity	-	-	-	-	-
1,942.00	IECP-V	3,00,00,000.00	05-Apr-29	Linked to Performance of Unde	On Maturity	-	-	-	-	-
1,943.00	IECP-V	1,00,00,000.00	05-Apr-29	Linked to Performance of Unde	On Maturity	-	-	-	-	-
1,944.00	IECP-V	1,25,00,000.00	05-Apr-29	Linked to Performance of Unde	On Maturity	-	-	-	-	-
1,945.00	IECP-V	25,00,00,000.00	05-Apr-29	Linked to Performance of Unde	On Maturity	-	-	-	-	-
1,946.00	IECP-V	1,00,00,000.00	05-Apr-29	Linked to Performance of Unde	On Maturity	-	-	-	-	-
1,947.00	IECP-V	6,92,71,968.00	05-Apr-29	Linked to Performance of Unde	On Maturity	-	-	-	-	-
1,948.00	IECP-III	10,26,13,000.00	12-Mar-26	Linked to Performance of Unde	On Maturity	-	-	-	-	-
1,949.00	IECP-III	1,02,61,300.00	12-Mar-26	Linked to Performance of Unde	On Maturity	-	-	-	-	-
1,950.00	IECP-III	15,39,19,500.00	12-Mar-26	Linked to Performance of Unde	On Maturity	-	-	-	-	-
1,951.00	IECP-III	1,24,16,173.00	12-Mar-26	Linked to Performance of Unde	On Maturity	-	-	-	-	-
1,952.00	EWFEC850-40820	2,16,05,400.00	04-Aug-20	Linked to Performance of Nifty	On Maturity	-	-	-	-	-
1,953.00	EWFEC850-40820	25,06,22,640.00	04-Aug-20	Linked to Performance of Nifty	On Maturity	-	-	-	-	-
1,954.00	EWFEC850-40820	1,08,02,700.00	04-Aug-20	Linked to Performance of Nifty	On Maturity	-	-	-	-	-
1,955.00	EWFEC850-40820	1,03,70,592.00	04-Aug-20	Linked to Performance of Nifty	On Maturity	-	-	-	-	-
1,956.00	EWFEC850-40820	1,08,02,700.00	04-Aug-20	Linked to Performance of Nifty	On Maturity	-	-	-	-	-
1,957.00	EWFEC850-40820	1,08,02,700.00	04-Aug-20	Linked to Performance of Nifty	On Maturity	-	-	-	-	-
1,958.00	EWFEC850-40820	1,08,02,700.00	04-Aug-20	Linked to Performance of Nifty	On Maturity	-	-	-	-	-
1,959.00	IECP-III	3,08,07,300.00	12-Mar-26	Linked to Performance of Unde	On Maturity	-	-	-	-	-
1,960.00	IECP-III	4,99,07,826.00	12-Mar-26	Linked to Performance of Unde	On Maturity	-	-	-	-	-
1,961.00	IECP-III	4,99,07,826.00	12-Mar-26	Linked to Performance of Unde	On Maturity	-	-	-	-	-
1,962.00	IECP-III	1,07,82,555.00	12-Mar-26	Linked to Performance of Unde	On Maturity	-	-	-	-	-
1,963.00	IECP-III	1,07,82,555.00	12-Mar-26	Linked to Performance of Unde	On Maturity	-	-	-	-	-
1,964.00	IECP-III	5,65,36,700.00	12-Mar-26	Linked to Performance of Unde	On Maturity	-	-	-	-	-
1,965.00	IECP-III	4,11,17,600.00	12-Mar-26	Linked to Performance of Unde	On Maturity	-	-	-	-	-
1,966.00	IECP-III	2,05,58,800.00	12-Mar-26	Linked to Performance of Unde	On Maturity	-	-	-	-	-
1,967.00	EWFEC850-40820	16,23,09,000.00	04-Aug-20	Linked to Performance of Nifty	On Maturity	-	-	-	-	-
1,968.00	EWFEC850-40820	5,03,15,790.00	04-Aug-20	Linked to Performance of Nifty	On Maturity	-	-	-	-	-
1,969.00	EWFEC850-40820	1,08,20,600.00	04-Aug-20	Linked to Performance of Nifty	On Maturity	-	-	-	-	-
1,970.00	EWFEC850-40820	10,82,06,000.00	04-Aug-20	Linked to Performance of Nifty	On Maturity	-	-	-	-	-
1,971.00	EWFEC850-40820	10,82,06,000.00	04-Aug-20	Linked to Performance of Nifty	On Maturity	-	-	-	-	-
1,972.00	EWFEC850-40820	1,08,20,600.00	04-Aug-20	Linked to Performance of Nifty	On Maturity	-	-	-	-	-
1,973.00	EWFEC850-40820	4,16,59,310.00	04-Aug-20	Linked to Performance of Nifty	On Maturity	-	-	-	-	-
1,974.00	EWFEC850-40820	1,08,20,600.00	04-Aug-20	Linked to Performance of Nifty	On Maturity	-	-	-	-	-
1,975.00	EWFEC850-40820	5,41,54,000.00	04-Aug-20	Linked to Performance of Nifty	On Maturity	-	-	-	-	-
1,976.00	EWFEC850-40820	1,08,38,500.00	04-Aug-20	Linked to Performance of Nifty	On Maturity	-	-	-	-	-
1,977.00	EWFEC850-40820	1,08,38,500.00	04-Aug-20	Linked to Performance of Nifty	On Maturity	-	-	-	-	-
1,978.00	EWFEC850-40820	1,08,38,500.00	04-Aug-20	Linked to Performance of Nifty	On Maturity	-	-	-	-	-
1,979.00	EWFEC850-40820	1,08,38,500.00	04-Aug-20	Linked to Performance of Nifty	On Maturity	-	-	-	-	-
1,980.00	EWFEC850-40820	1,62,57,750.00	04-Aug-20	Linked to Performance of Nifty	On Maturity	-	-	-	-	-
1,981.00	EWFEC850-40820	1,08,38,500.00	04-Aug-20	Linked to Performance of Nifty	On Maturity	-	-	-	-	-
1,982.00	EWFEC850-40820	2,70,96,250.00	04-Aug-20	Linked to Performance of Nifty	On Maturity	-	-	-	-	-
1,983.00	IFGD 2	9,44,56,075.00	14-Feb-24	Linked to G-sec	On Maturity	-	-	-	-	-
1,984.00	IIFLWF-LWFEC850-140521-2021	1,11,11,700.00	14-May-21	Linked to Performance of Nifty	On Maturity	-	-	-	-	-
1,985.00	EWFEC850-40820	1,08,56,400.00	04-Aug-20	Linked to Performance of Nifty	On Maturity	-	-	-	-	-
1,986.00	EWFEC850-40820	3,99,51,552.00	04-Aug-20	Linked to Performance of Nifty	On Maturity	-	-	-	-	-
1,987.00	EWFEC850-40820	1,08,56,400.00	04-Aug-20	Linked to Performance of Nifty	On Maturity	-	-	-	-	-
1,988.00	EWFEC850-40820	1,08,56,400.00	04-Aug-20	Linked to Performance of Nifty	On Maturity	-	-	-	-	-
1,989.00	EWFEC850-40820	2,49,69,720.00	04-Aug-20	Linked to Performance of Nifty	On Maturity	-	-	-	-	-
1,990.00	EWFEC850-40820	1,08,56,400.00	04-Aug-20	Linked to Performance of Nifty	On Maturity	-	-	-	-	-

1,991.00	EWFE850-40820	3,00,72,228.00	04-Aug-20	Linked to Performance of Nifty	On Maturity	-	-	-	-	-
1,992.00	EWFE850-40820	1,08,56,400.00	04-Aug-20	Linked to Performance of Nifty	On Maturity	-	-	-	-	-
1,993.00	EWFE850-40820	1,08,56,400.00	04-Aug-20	Linked to Performance of Nifty	On Maturity	-	-	-	-	-
1,994.00	EWFE850-40820	1,08,56,400.00	04-Aug-20	Linked to Performance of Nifty	On Maturity	-	-	-	-	-
1,995.00	EC950-020822	1,10,00,000.00	02-Aug-22	Linked to Performance of Nifty	On Maturity	-	-	-	-	-
1,996.00	IECP-I	4,99,06,560.00	12-Mar-26	Linked to Performance of Unde	On Maturity	-	-	-	-	-
1,997.00	IECP-I	4,99,06,560.00	12-Mar-26	Linked to Performance of Unde	On Maturity	-	-	-	-	-
1,998.00	IECP-II	10,37,94,000.00	12-Apr-26	Linked to Performance of Unde	On Maturity	-	-	-	-	-
1,999.00	IECP-II	5,00,28,708.00	12-Apr-26	Linked to Performance of Unde	On Maturity	-	-	-	-	-
2,000.00	IECP-II	3,11,38,200.00	12-Apr-26	Linked to Performance of Unde	On Maturity	-	-	-	-	-
2,001.00	IECP-IV	2,05,05,000.00	27-Apr-26	Linked to Performance of Unde	On Maturity	-	-	-	-	-
2,002.00	IECP-IV	10,25,25,000.00	27-Apr-26	Linked to Performance of Unde	On Maturity	-	-	-	-	-
2,003.00	IECP-IV	1,02,52,500.00	27-Apr-26	Linked to Performance of Unde	On Maturity	-	-	-	-	-
2,004.00	IECP-IV	1,99,92,375.00	27-Apr-26	Linked to Performance of Unde	On Maturity	-	-	-	-	-
2,005.00	IECP-IV	7,99,69,500.00	27-Apr-26	Linked to Performance of Unde	On Maturity	-	-	-	-	-
2,006.00	IECP-IV	1,74,29,250.00	27-Apr-26	Linked to Performance of Unde	On Maturity	-	-	-	-	-
2,007.00	IECP-IV	1,02,52,500.00	27-Apr-26	Linked to Performance of Unde	On Maturity	-	-	-	-	-
2,008.00	EC950-020822	2,00,34,800.00	02-Aug-22	Linked to Performance of Nifty	On Maturity	-	-	-	-	-
2,009.00	EC950-020822	1,00,17,400.00	02-Aug-22	Linked to Performance of Nifty	On Maturity	-	-	-	-	-
2,010.00	EC950-020822	1,49,25,926.00	02-Aug-22	Linked to Performance of Nifty	On Maturity	-	-	-	-	-
2,011.00	EC950-020822	1,99,34,626.00	02-Aug-22	Linked to Performance of Nifty	On Maturity	-	-	-	-	-
2,012.00	EC950-020822	1,00,17,400.00	02-Aug-22	Linked to Performance of Nifty	On Maturity	-	-	-	-	-
2,013.00	EWFE850-40820	5,43,72,000.00	04-Aug-20	Linked to Performance of Nifty	On Maturity	-	-	-	-	-
2,014.00	EWFE850-40820	1,12,00,632.00	04-Aug-20	Linked to Performance of Nifty	On Maturity	-	-	-	-	-
2,015.00	EWFE850-40820	2,00,08,896.00	04-Aug-20	Linked to Performance of Nifty	On Maturity	-	-	-	-	-
2,016.00	EWFE850-40820	1,08,74,400.00	04-Aug-20	Linked to Performance of Nifty	On Maturity	-	-	-	-	-
2,017.00	EWFE850-40820	3,26,23,200.00	04-Aug-20	Linked to Performance of Nifty	On Maturity	-	-	-	-	-
2,018.00	EWFE850-40820	1,08,74,400.00	04-Aug-20	Linked to Performance of Nifty	On Maturity	-	-	-	-	-
2,019.00	EWFE850-40820	1,08,74,400.00	04-Aug-20	Linked to Performance of Nifty	On Maturity	-	-	-	-	-
2,020.00	IIFLWF-LWFEC850-140521-2021	5,56,53,000.00	14-May-21	Linked to Performance of Nifty	On Maturity	-	-	-	-	-
2,021.00	IIFLWF-LWFEC850-140521-2021	20,14,63,860.00	14-May-21	Linked to Performance of Nifty	On Maturity	-	-	-	-	-
2,022.00	IIFLWF-LWFEC850-140521-2021	1,12,41,906.00	14-May-21	Linked to Performance of Nifty	On Maturity	-	-	-	-	-
2,023.00	IIFLWF-LWFEC850-140521-2021	1,11,30,600.00	14-May-21	Linked to Performance of Nifty	On Maturity	-	-	-	-	-
2,024.00	IIFLWF-LWFEC850-140521-2021	2,22,61,200.00	14-May-21	Linked to Performance of Nifty	On Maturity	-	-	-	-	-
2,025.00	IECP-I	2,08,08,800.00	12-Mar-26	Linked to Performance of Unde	On Maturity	-	-	-	-	-
2,026.00	IECP-I	9,72,81,140.00	12-Mar-26	Linked to Performance of Unde	On Maturity	-	-	-	-	-
2,027.00	IECP-I	5,20,22,000.00	12-Mar-26	Linked to Performance of Unde	On Maturity	-	-	-	-	-
2,028.00	IECP-I	1,04,04,400.00	12-Mar-26	Linked to Performance of Unde	On Maturity	-	-	-	-	-
2,029.00	IECP-I	1,04,04,400.00	12-Mar-26	Linked to Performance of Unde	On Maturity	-	-	-	-	-
2,030.00	IECP-I	1,04,04,400.00	12-Mar-26	Linked to Performance of Unde	On Maturity	-	-	-	-	-
2,031.00	IECP-II	2,59,65,250.00	12-Apr-26	Linked to Performance of Unde	On Maturity	-	-	-	-	-
2,032.00	IECP-II	1,03,86,100.00	12-Apr-26	Linked to Performance of Unde	On Maturity	-	-	-	-	-
2,033.00	IECP-II	1,03,86,100.00	12-Apr-26	Linked to Performance of Unde	On Maturity	-	-	-	-	-
2,034.00	IECP-II	2,07,72,200.00	12-Apr-26	Linked to Performance of Unde	On Maturity	-	-	-	-	-
2,035.00	IECP-II	2,07,72,200.00	12-Apr-26	Linked to Performance of Unde	On Maturity	-	-	-	-	-
2,036.00	IECP-II	1,03,86,100.00	12-Apr-26	Linked to Performance of Unde	On Maturity	-	-	-	-	-
2,037.00	IECP-IV	5,64,27,800.00	27-Apr-26	Linked to Performance of Unde	On Maturity	-	-	-	-	-
2,038.00	IECP-IV	1,02,59,600.00	27-Apr-26	Linked to Performance of Unde	On Maturity	-	-	-	-	-
2,039.00	IECP-IV	2,05,19,200.00	27-Apr-26	Linked to Performance of Unde	On Maturity	-	-	-	-	-
2,040.00	IECP-IV	1,12,85,560.00	27-Apr-26	Linked to Performance of Unde	On Maturity	-	-	-	-	-
2,041.00	IECP-IV	5,74,53,760.00	27-Apr-26	Linked to Performance of Unde	On Maturity	-	-	-	-	-
2,042.00	IECP-IV	2,05,19,200.00	27-Apr-26	Linked to Performance of Unde	On Maturity	-	-	-	-	-
2,043.00	IECP-IV	1,02,59,600.00	27-Apr-26	Linked to Performance of Unde	On Maturity	-	-	-	-	-
2,044.00	IECP-IV	1,02,59,600.00	27-Apr-26	Linked to Performance of Unde	On Maturity	-	-	-	-	-
2,045.00	EWFE850-40820	7,61,92,900.00	04-Aug-20	Linked to Performance of Nifty	On Maturity	-	-	-	-	-
2,046.00	IIFLWF-LWFEC850-140521-2021	3,34,24,200.00	14-May-21	Linked to Performance of Nifty	On Maturity	-	-	-	-	-
2,047.00	IECP-I	6,30,04,700.00	12-Mar-26	Linked to Performance of Unde	On Maturity	-	-	-	-	-

2,048.00	IECP-II	2,78,58,868.00	12-Apr-26	Linked to Performance of Unde	On Maturity	-	-	-	-	-
2,049.00	IECP-IV	1,02,69,000.00	27-Apr-26	Linked to Performance of Unde	On Maturity	-	-	-	-	-
2,050.00	EC950-020822	25,08,075.00	02-Aug-22	Linked to Performance of Nifty	On Maturity	-	-	-	-	-
2,051.00	EC950-020822	5,01,61,500.00	02-Aug-22	Linked to Performance of Nifty	On Maturity	-	-	-	-	-
2,052.00	EWFEC850-40820	5,44,62,000.00	04-Aug-20	Linked to Performance of Nifty	On Maturity	-	-	-	-	-
2,053.00	EWFEC850-40820	1,08,92,400.00	04-Aug-20	Linked to Performance of Nifty	On Maturity	-	-	-	-	-
2,054.00	EWFEC850-40820	1,08,92,400.00	04-Aug-20	Linked to Performance of Nifty	On Maturity	-	-	-	-	-
2,055.00	EWFEC850-40820	1,08,92,400.00	04-Aug-20	Linked to Performance of Nifty	On Maturity	-	-	-	-	-
2,056.00	IIFLWF-LWFEC850-140521-2021	5,57,47,500.00	14-May-21	Linked to Performance of Nifty	On Maturity	-	-	-	-	-
2,057.00	IIFLWF-LWFEC850-140521-2021	1,11,49,500.00	14-May-21	Linked to Performance of Nifty	On Maturity	-	-	-	-	-
2,058.00	IIFLWF-LWFEC850-140521-2021	1,11,49,500.00	14-May-21	Linked to Performance of Nifty	On Maturity	-	-	-	-	-
2,059.00	IIFLWF-LWFEC850-140521-2021	2,99,92,155.00	14-May-21	Linked to Performance of Nifty	On Maturity	-	-	-	-	-
2,060.00	IIFLWF-LWFEC850-140521-2021	1,67,24,250.00	14-May-21	Linked to Performance of Nifty	On Maturity	-	-	-	-	-
2,061.00	EC950-020822	5,01,74,000.00	02-Aug-22	Linked to Performance of Nifty	On Maturity	-	-	-	-	-
2,062.00	EC950-020822	2,00,69,600.00	02-Aug-22	Linked to Performance of Nifty	On Maturity	-	-	-	-	-
2,063.00	EC950-020822	2,00,69,600.00	02-Aug-22	Linked to Performance of Nifty	On Maturity	-	-	-	-	-
2,064.00	EC950-020822	1,00,34,800.00	02-Aug-22	Linked to Performance of Nifty	On Maturity	-	-	-	-	-
2,065.00	EC950-020822	2,00,69,600.00	02-Aug-22	Linked to Performance of Nifty	On Maturity	-	-	-	-	-
2,066.00	EC950-020822	4,99,73,304.00	02-Aug-22	Linked to Performance of Nifty	On Maturity	-	-	-	-	-
2,067.00	EC950-020822	2,30,80,040.00	02-Aug-22	Linked to Performance of Nifty	On Maturity	-	-	-	-	-
2,068.00	IECP-IV	3,99,17,052.00	27-Apr-26	Linked to Performance of Unde	On Maturity	-	-	-	-	-
2,069.00	IHRS -02	5,00,00,000.00	20-Oct-22	Linked to Performance of Nifty	On Maturity	-	-	-	-	-
2,070.00	IHRS -02	1,00,00,000.00	20-Oct-22	Linked to Performance of Nifty	On Maturity	-	-	-	-	-
2,071.00	IHRS -02	1,00,00,000.00	20-Oct-22	Linked to Performance of Nifty	On Maturity	-	-	-	-	-
2,072.00	IHRS -02	1,00,00,000.00	20-Oct-22	Linked to Performance of Nifty	On Maturity	-	-	-	-	-
2,073.00	IHRS -02	1,50,00,000.00	20-Oct-22	Linked to Performance of Nifty	On Maturity	-	-	-	-	-
2,074.00	IHRS -02	2,00,00,000.00	20-Oct-22	Linked to Performance of Nifty	On Maturity	-	-	-	-	-
2,075.00	IHRS -02	1,00,00,000.00	20-Oct-22	Linked to Performance of Nifty	On Maturity	-	-	-	-	-
2,076.00	IECP-IV	9,26,33,870.00	27-Apr-26	Linked to Performance of Unde	On Maturity	-	-	-	-	-
2,077.00	IECP-IV	4,99,59,840.00	27-Apr-26	Linked to Performance of Unde	On Maturity	-	-	-	-	-
2,078.00	IECP-IV	2,00,88,019.00	27-Apr-26	Linked to Performance of Unde	On Maturity	-	-	-	-	-
2,079.00	IECP-IV	1,04,08,300.00	27-Apr-26	Linked to Performance of Unde	On Maturity	-	-	-	-	-
2,080.00	EWFEC850-40820	1,09,25,900.00	04-Aug-20	Linked to Performance of Nifty	On Maturity	-	-	-	-	-
2,081.00	EWFEC850-40820	1,09,25,900.00	04-Aug-20	Linked to Performance of Nifty	On Maturity	-	-	-	-	-
2,082.00	EWFEC850-40820	1,42,03,670.00	04-Aug-20	Linked to Performance of Nifty	On Maturity	-	-	-	-	-
2,083.00	IIFLWF-LWFEC850-140521-2021	3,99,29,022.00	14-May-21	Linked to Performance of Nifty	On Maturity	-	-	-	-	-
2,084.00	IIFLWF-LWFEC850-140521-2021	1,11,84,600.00	14-May-21	Linked to Performance of Nifty	On Maturity	-	-	-	-	-
2,085.00	IIFLWF-LWFEC850-140521-2021	1,11,84,600.00	14-May-21	Linked to Performance of Nifty	On Maturity	-	-	-	-	-
2,086.00	EC950-020822	1,00,67,300.00	02-Aug-22	Linked to Performance of Nifty	On Maturity	-	-	-	-	-
2,087.00	IHRS -02	1,00,18,000.00	20-Oct-22	Linked to Performance of Nifty	On Maturity	-	-	-	-	-
2,088.00	IHRS -02	1,00,18,000.00	20-Oct-22	Linked to Performance of Nifty	On Maturity	-	-	-	-	-
2,089.00	IHRS -02	1,00,18,000.00	20-Oct-22	Linked to Performance of Nifty	On Maturity	-	-	-	-	-
2,090.00	IHRS -02	1,00,18,000.00	20-Oct-22	Linked to Performance of Nifty	On Maturity	-	-	-	-	-
2,091.00	IHRS -02	1,00,18,000.00	20-Oct-22	Linked to Performance of Nifty	On Maturity	-	-	-	-	-
2,092.00	IHRS -02	1,50,27,000.00	20-Oct-22	Linked to Performance of Nifty	On Maturity	-	-	-	-	-
2,093.00	IFGD-SERIES I	28,30,302.00	14-Feb-24	Linked to G-sec	On Maturity	-	-	-	-	-
2,094.00	IFGD-SERIES I	12,48,47,766.00	14-Feb-24	Linked to G-sec	On Maturity	-	-	-	-	-
2,095.00	IFGD-SERIES I	2,19,08,634.00	14-Feb-24	Linked to G-sec	On Maturity	-	-	-	-	-
2,096.00	IFGD-SERIES I	27,25,476.00	14-Feb-24	Linked to G-sec	On Maturity	-	-	-	-	-
2,097.00	IFGD-SERIES I	16,75,11,948.00	14-Feb-24	Linked to G-sec	On Maturity	-	-	-	-	-
2,098.00	IFGD-SERIES I	2,12,79,678.00	14-Feb-24	Linked to G-sec	On Maturity	-	-	-	-	-
2,099.00	IFGD-SERIES I	27,40,15,164.00	14-Feb-24	Linked to G-sec	On Maturity	-	-	-	-	-
2,100.00	IFGD-SERIES I	1,39,41,858.00	14-Feb-24	Linked to G-sec	On Maturity	-	-	-	-	-
2,101.00	IFGD-SERIES I	20,18,94,876.00	14-Feb-24	Linked to G-sec	On Maturity	-	-	-	-	-
2,102.00	IFGD-SERIES I	3,73,18,056.00	14-Feb-24	Linked to G-sec	On Maturity	-	-	-	-	-
2,103.00	IFGD-SERIES I	29,35,12,800.00	14-Feb-24	Linked to G-sec	On Maturity	-	-	-	-	-
2,104.00	IFGD-SERIES I	51,36,47,400.00	14-Feb-24	Linked to G-sec	On Maturity	-	-	-	-	-

2,105.00	IECP-IV	1,04,29,100.00	27-Apr-26	Linked to Performance of Unde	On Maturity	-	-	-	-	-
2,106.00	IECP-IV	1,54,35,068.00	27-Apr-26	Linked to Performance of Unde	On Maturity	-	-	-	-	-
2,107.00	IECP-IV	1,01,16,227.00	27-Apr-26	Linked to Performance of Unde	On Maturity	-	-	-	-	-
2,108.00	IECP-IV	2,50,29,840.00	27-Apr-26	Linked to Performance of Unde	On Maturity	-	-	-	-	-
2,109.00	IECP-IV	2,08,58,200.00	27-Apr-26	Linked to Performance of Unde	On Maturity	-	-	-	-	-
2,110.00	IECP-IV	5,21,45,500.00	27-Apr-26	Linked to Performance of Unde	On Maturity	-	-	-	-	-
2,111.00	IECP-IV	1,04,29,100.00	27-Apr-26	Linked to Performance of Unde	On Maturity	-	-	-	-	-
2,112.00	IECP-IV	1,04,29,100.00	27-Apr-26	Linked to Performance of Unde	On Maturity	-	-	-	-	-
2,113.00	IECP-IV	1,04,29,100.00	27-Apr-26	Linked to Performance of Unde	On Maturity	-	-	-	-	-
2,114.00	IECP-IV	1,04,29,100.00	27-Apr-26	Linked to Performance of Unde	On Maturity	-	-	-	-	-
2,115.00	EWFEC850-40820	2,18,98,200.00	04-Aug-20	Linked to Performance of Nifty	On Maturity	-	-	-	-	-
2,116.00	EWFEC850-40820	1,09,49,100.00	04-Aug-20	Linked to Performance of Nifty	On Maturity	-	-	-	-	-
2,117.00	EWFEC850-40820	4,98,18,405.00	04-Aug-20	Linked to Performance of Nifty	On Maturity	-	-	-	-	-
2,118.00	EWFEC850-40820	1,09,49,100.00	04-Aug-20	Linked to Performance of Nifty	On Maturity	-	-	-	-	-
2,119.00	IIFLWF-LWFEC850-140521-2021	1,12,09,100.00	14-May-21	Linked to Performance of Nifty	On Maturity	-	-	-	-	-
2,120.00	EC950-020822	1,00,89,900.00	02-Aug-22	Linked to Performance of Nifty	On Maturity	-	-	-	-	-
2,121.00	IECP-IV	10,02,08,640.00	27-Apr-26	Linked to Performance of Unde	On Maturity	-	-	-	-	-
2,122.00	IECP-IV	2,08,76,800.00	27-Apr-26	Linked to Performance of Unde	On Maturity	-	-	-	-	-
2,123.00	IECP-IV	2,08,76,800.00	27-Apr-26	Linked to Performance of Unde	On Maturity	-	-	-	-	-
2,124.00	IECP-IV	1,56,57,600.00	27-Apr-26	Linked to Performance of Unde	On Maturity	-	-	-	-	-
2,125.00	IECP-IV	1,04,38,400.00	27-Apr-26	Linked to Performance of Unde	On Maturity	-	-	-	-	-
2,126.00	IIFLWF-LWFEC850-140521-2021	11,08,18,000.00	14-May-21	Linked to Performance of Nifty	On Maturity	-	-	-	-	-
2,127.00	EC950-020822	10,38,78,600.00	02-Aug-22	Linked to Performance of Nifty	On Maturity	-	-	-	-	-
2,128.00	IHRS -02	5,64,88,700.00	20-Oct-22	Linked to Performance of Nifty	On Maturity	-	-	-	-	-
2,129.00	IHRS -02	1,49,97,000.00	20-Oct-22	Linked to Performance of Nifty	On Maturity	-	-	-	-	-
2,130.00	IHRS -02	1,99,96,000.00	20-Oct-22	Linked to Performance of Nifty	On Maturity	-	-	-	-	-
2,131.00	IHRS -02	1,49,97,000.00	20-Oct-22	Linked to Performance of Nifty	On Maturity	-	-	-	-	-
2,132.00	IHRS -02	1,99,96,000.00	20-Oct-22	Linked to Performance of Nifty	On Maturity	-	-	-	-	-
2,133.00	IHRS -02	1,99,96,000.00	20-Oct-22	Linked to Performance of Nifty	On Maturity	-	-	-	-	-
2,134.00	IHRS -02	99,98,000.00	20-Oct-22	Linked to Performance of Nifty	On Maturity	-	-	-	-	-
2,135.00	IHRS -02	99,98,000.00	20-Oct-22	Linked to Performance of Nifty	On Maturity	-	-	-	-	-
2,136.00	IHRS -02	1,49,97,000.00	20-Oct-22	Linked to Performance of Nifty	On Maturity	-	-	-	-	-
2,137.00	IHRS -02	4,99,90,000.00	20-Oct-22	Linked to Performance of Nifty	On Maturity	-	-	-	-	-
2,138.00	IHRS -02	2,99,94,000.00	20-Oct-22	Linked to Performance of Nifty	On Maturity	-	-	-	-	-
2,139.00	IHRS -02	99,98,000.00	20-Oct-22	Linked to Performance of Nifty	On Maturity	-	-	-	-	-
2,140.00	IECP-IV	6,26,86,200.00	27-Apr-26	Linked to Performance of Unde	On Maturity	-	-	-	-	-
2,141.00	IECP-IV	1,56,71,550.00	27-Apr-26	Linked to Performance of Unde	On Maturity	-	-	-	-	-
2,142.00	IECP-IV	1,56,71,550.00	27-Apr-26	Linked to Performance of Unde	On Maturity	-	-	-	-	-
2,143.00	IECP-IV	2,61,19,250.00	27-Apr-26	Linked to Performance of Unde	On Maturity	-	-	-	-	-
2,144.00	IECP-IV	1,04,47,700.00	27-Apr-26	Linked to Performance of Unde	On Maturity	-	-	-	-	-
2,145.00	IIFLWF-LWFEC850-140521-2021	7,76,74,100.00	14-May-21	Linked to Performance of Nifty	On Maturity	-	-	-	-	-
2,146.00	EC950-020822	1,99,31,475.00	02-Aug-22	Linked to Performance of Nifty	On Maturity	-	-	-	-	-
2,147.00	EC950-020822	1,01,17,500.00	02-Aug-22	Linked to Performance of Nifty	On Maturity	-	-	-	-	-
2,148.00	GWFEFC900-161020	1,50,00,000.00	16-Oct-20	Linked to Nifty	On Maturity	-	-	-	-	-
2,149.00	GWFEFC900-161020	3,00,00,000.00	16-Oct-20	Linked to Nifty	On Maturity	-	-	-	-	-
2,150.00	GWFEFC900-161020	1,00,00,000.00	16-Oct-20	Linked to Nifty	On Maturity	-	-	-	-	-
2,151.00	GWFEFC900-161020	1,00,00,000.00	16-Oct-20	Linked to Nifty	On Maturity	-	-	-	-	-
2,152.00	GWFEFC900-161020	1,50,00,000.00	16-Oct-20	Linked to Nifty	On Maturity	-	-	-	-	-
2,153.00	GWFEFC900-161020	1,00,00,000.00	16-Oct-20	Linked to Nifty	On Maturity	-	-	-	-	-
2,154.00	GWFEFC900-161020	1,00,00,000.00	16-Oct-20	Linked to Nifty	On Maturity	-	-	-	-	-
2,155.00	GWFEFC900-161020	1,00,00,000.00	16-Oct-20	Linked to Nifty	On Maturity	-	-	-	-	-
2,156.00	IECP-IV	1,04,61,600.00	27-Apr-26	Linked to Performance of Unde	On Maturity	-	-	-	-	-
2,157.00	IECP-IV	3,13,84,800.00	27-Apr-26	Linked to Performance of Unde	On Maturity	-	-	-	-	-
2,158.00	IHRS -02	99,97,100.00	20-Oct-22	Linked to Performance of Nifty	On Maturity	-	-	-	-	-
2,159.00	IHRS -02	99,97,100.00	20-Oct-22	Linked to Performance of Nifty	On Maturity	-	-	-	-	-
2,160.00	IHRS -02	99,97,100.00	20-Oct-22	Linked to Performance of Nifty	On Maturity	-	-	-	-	-
2,161.00	IHRS -02	99,97,100.00	20-Oct-22	Linked to Performance of Nifty	On Maturity	-	-	-	-	-

2,162.00	IHRS -02	99,97,100.00	20-Oct-22	Linked to Performance of Nifty	On Maturity	-	-	-	-	-
2,163.00	IHRS -02	1,47,95,708.00	20-Oct-22	Linked to Performance of Nifty	On Maturity	-	-	-	-	-
2,164.00	GWFE900-161020	1,00,07,100.00	16-Oct-20	Linked to Nifty	On Maturity	-	-	-	-	-
2,165.00	EC950-020822	1,01,25,100.00	02-Aug-22	Linked to Performance of Nifty	On Maturity	-	-	-	-	-
2,166.00	EC950-020822	1,01,25,100.00	02-Aug-22	Linked to Performance of Nifty	On Maturity	-	-	-	-	-
2,167.00	EC950-020822	2,53,12,750.00	02-Aug-22	Linked to Performance of Nifty	On Maturity	-	-	-	-	-
2,168.00	GWFE900-161020	25,24,90,800.00	16-Oct-20	Linked to Nifty	On Maturity	-	-	-	-	-
2,169.00	IIFLWF-LWFEC850-140521-2021	5,55,83,000.00	14-May-21	Linked to Performance of Nifty	On Maturity	-	-	-	-	-
2,170.00	EC950-020822	24,81,25,000.00	02-Aug-22	Linked to Performance of Nifty	On Maturity	-	-	-	-	-
2,171.00	GWFE900-161020	50,16,55,000.00	16-Oct-20	Linked to Nifty	On Maturity	-	-	-	-	-
2,172.00	IHRS -02	1,99,22,000.00	20-Oct-22	Linked to Performance of Nifty	On Maturity	-	-	-	-	-
2,173.00	IHRS -02	2,49,02,500.00	20-Oct-22	Linked to Performance of Nifty	On Maturity	-	-	-	-	-
2,174.00	IHRS -02	74,70,750.00	20-Oct-22	Linked to Performance of Nifty	On Maturity	-	-	-	-	-
2,175.00	IHRS -02	1,00,38,390.00	20-Oct-22	Linked to Performance of Nifty	On Maturity	-	-	-	-	-
2,176.00	IHRS -02	1,00,38,390.00	20-Oct-22	Linked to Performance of Nifty	On Maturity	-	-	-	-	-
2,177.00	IHRS -02	1,00,38,390.00	20-Oct-22	Linked to Performance of Nifty	On Maturity	-	-	-	-	-
2,178.00	IHRS -02	1,00,38,390.00	20-Oct-22	Linked to Performance of Nifty	On Maturity	-	-	-	-	-
2,179.00	IHRS -02	1,00,38,390.00	20-Oct-22	Linked to Performance of Nifty	On Maturity	-	-	-	-	-
2,180.00	IHRS -02	1,00,38,390.00	20-Oct-22	Linked to Performance of Nifty	On Maturity	-	-	-	-	-
2,181.00	IHRS -02	1,30,20,090.00	20-Oct-22	Linked to Performance of Nifty	On Maturity	-	-	-	-	-
2,182.00	IECP-I	1,00,05,172.00	12-Mar-26	Linked to Performance of Unde	On Maturity	-	-	-	-	-
2,183.00	IECP-I	5,32,19,000.00	12-Mar-26	Linked to Performance of Unde	On Maturity	-	-	-	-	-
2,184.00	IECP-I	5,32,19,000.00	12-Mar-26	Linked to Performance of Unde	On Maturity	-	-	-	-	-
2,185.00	IECP-I	2,00,10,344.00	12-Mar-26	Linked to Performance of Unde	On Maturity	-	-	-	-	-
2,186.00	IECP-I	3,00,15,516.00	12-Mar-26	Linked to Performance of Unde	On Maturity	-	-	-	-	-
2,187.00	IECP-I	3,00,15,516.00	12-Mar-26	Linked to Performance of Unde	On Maturity	-	-	-	-	-
2,188.00	IECP-III	15,83,61,000.00	12-Mar-26	Linked to Performance of Unde	On Maturity	-	-	-	-	-
2,189.00	GWFE900-161020	5,05,37,500.00	16-Oct-20	Linked to Nifty	On Maturity	-	-	-	-	-
2,190.00	IECP-IV	1,99,59,534.00	27-Apr-26	Linked to Performance of Unde	On Maturity	-	-	-	-	-
2,191.00	GWFE900-161020	24,99,56,280.00	16-Oct-20	Linked to Nifty	On Maturity	-	-	-	-	-
2,192.00	GWFE900-161020	2,02,57,000.00	16-Oct-20	Linked to Nifty	On Maturity	-	-	-	-	-
2,193.00	IECP-I	4,00,94,250.00	12-Mar-26	Linked to Performance of Unde	On Maturity	-	-	-	-	-
2,194.00	IECP-I	2,01,00,584.00	12-Mar-26	Linked to Performance of Unde	On Maturity	-	-	-	-	-
2,195.00	IFGD 3	4,71,00,000.00	26-Jun-22	Linked to G-sec	On Maturity	-	-	-	-	-
2,196.00	GWFE900-161020	8,14,58,400.00	16-Oct-20	Linked to Nifty	On Maturity	-	-	-	-	-
2,197.00	GWFE900-161020	1,02,05,100.00	16-Oct-20	Linked to Nifty	On Maturity	-	-	-	-	-
2,198.00	GWFE900-161020	1,02,05,100.00	16-Oct-20	Linked to Nifty	On Maturity	-	-	-	-	-
2,199.00	IIFLWF-LWFEC850-140521-2021	2,99,11,180.00	14-May-21	Linked to Performance of Nifty	On Maturity	-	-	-	-	-
2,200.00	IIFLWF-LWFEC850-140521-2021	1,00,08,741.00	14-May-21	Linked to Performance of Nifty	On Maturity	-	-	-	-	-
2,201.00	EC950-020822	1,04,18,400.00	02-Aug-22	Linked to Performance of Nifty	On Maturity	-	-	-	-	-
2,202.00	GWFE900-161020	2,03,64,200.00	16-Oct-20	Linked to Nifty	On Maturity	-	-	-	-	-
2,203.00	EC950-020822	1,04,33,100.00	02-Aug-22	Linked to Performance of Nifty	On Maturity	-	-	-	-	-
2,204.00	EC950-020822	1,04,33,100.00	02-Aug-22	Linked to Performance of Nifty	On Maturity	-	-	-	-	-
2,205.00	EC950-020822	2,06,57,538.00	02-Aug-22	Linked to Performance of Nifty	On Maturity	-	-	-	-	-
2,206.00	IFGD 4	36,00,00,000.00	14-Feb-24	Linked to G-sec	On Maturity	-	-	-	-	-
2,207.00	IFGD 4	11,62,40,120.00	14-Feb-24	Linked to G-sec	On Maturity	-	-	-	-	-



October 21, 2019

To,

**IIFL Wealth Finance Limited,**  
6<sup>th</sup> Floor, IIFL Centre, SenapatiBapat Marg,  
Lower Parel (W), Mumbai (MH) – 400 013

**Sub: Noting Certificate pursuant to Regulation 52(5) of SEBI (Listing Obligations and Disclosure Requirements), 2015**

This has with reference privately placed Secured/Unsecured Redeemable, Non -Convertible Debentures issued by IIFL Wealth Finance Limited ("Issuer") wherein Milestone Trusteeship Services Private Limited is acting as the Debenture Trustee and listed on the Bombay Stock Exchange (BSE) ("Listed Debt Securities").

Pursuant to Regulation 52(4) read with Regulation 52 (5) of the SEBI (Listing Obligations and Disclosure Requirements) 2015, the Issuer is required to submit the documents required there along with its half yearly/annual financial results to the Stock Exchange, with a letter of the Debenture Trustee (Milestone Trusteeship Services Private Limited) that the Debenture Trustee has noted the contents furnished by the Issuer as per Regulation 52(4). In pursuance thereof, we hereby confirm that we have received the aforesaid information as required under Regulation 52(4) and we have noted the contents provided therein.

Thanking You,

Yours faithfully

**For Milestone Trusteeship Services Pvt Ltd**

A handwritten signature in blue ink, appearing to be "S. S.", is written over the text "Authorized Signatory".

**Authorized Signatory.**





7247/OPR/BTL/2019-20

Date: October 21, 2019

IIFL Wealth Finance Limited  
IIFL Centre, Kamala Mills Compound,  
Senapati Bapat Marg, Lower Parel,  
Mumbai - 400013

Kind Attn: - Mr. Dipali Thakker

Certificate for receipt and noting of information

[Pursuant to Regulation 52(5) of the Securities and Exchange Board of India (Listing Obligations and Disclosure Requirements) Regulations, 2015]

Pursuant to Regulation 52(4) read with Regulation 52(5) of the SEBI (Listing Obligations and Disclosure Requirements) Regulations, 2015 ("Regulations"), the Company while submitting its half yearly/annual financial results to the Stock Exchanges, is required to submit a letter to the Debenture Trustee ("Beacon Trusteeship Limited") that the Debenture Trustee has noted the contents furnished by the Company in terms of Regulation 52(4).


In pursuance thereof, we hereby confirm that we have received the said information under Regulation 52(4) of the SEBI (Listing Obligations and Disclosure Requirements) Regulations, 2015 and we have taken note of the same.

This Certificate is being issued pursuant to the requirements of Regulation 52(5) of the aforesaid Regulations, for onward submission to Stock Exchange by the Company.

Yours faithfully,

For Beacon Trusteeship Limited

  
Authorised Signatory



**BEACON TRUSTEESHIP LTD.**

Corporate Office : 4C & D, Siddhivinayak Chambers, Gandhi Nagar, Opp MIG Cricket Club Bandra (E), Mumbai - 400 051.

Regd Off : F/801, Jai Balaji CHS Ltd., Plot No. 23, Sector 6, Nerul, Thane, Maharashtra - 400 706. | CIN : U74999MH2015PLC271288

Phone : 022-26558759 | Email : contact@beacontrustee.co.in | Website : www.beacontrustee.co.in



October 21, 2019

To,  
Listing Compliance Department,  
BSE Limited,  
P.J. Towers, Dalal Street,  
Mumbai – 400 001.

Dear Sir/Madam,

**Subject: Submission of Statement of Material Deviations as per the Regulation 52(7) of the SEBI (Listing Obligations and Disclosure Requirements) Regulations, 2015.**

With reference to the Regulation 52(7) of SEBI (Listing Obligations and Disclosure Requirements) Regulations, 2015, we hereby state that there are no material deviations in use of proceeds of issue of Non-Convertible Debt securities from the objects stated in the offer document for the Half Year ended September 30, 2019.

Kindly take the same on record and acknowledge.

Thanking you,

Yours truly,  
For IIFL Wealth Finance Limited

Himanshu Jain  
Whole time Director & CEO



**IIFL WEALTH FINANCE LIMITED**  
(FORMERLY KNOWN AS CHEPHIS CAPITAL MARKETS LIMITED)

Corporate & Registered Office:  
6<sup>th</sup> Floor, IIFL Centre, Kamala City, Senapati Bapat Marg,  
Lower Parel (W), Mumbai – 400 013  
Tel: (91-22) 4876 5600 | Fax: (91-22) 4646 4706

(An IIFL Group Company)  
[www.iiflwealthfinance.com](http://www.iiflwealthfinance.com)

CIN: U65990MH1994PLC080646