



IIFL Alternate Asset Advisors Limited

Standalone Financial Statements
as on 31st March, 2015

Independent Auditor's Report

To the Members of IIFL Alternate Asset Advisors Limited

Report on the Standalone Financial Statements

We have audited the accompanying standalone financial statements of IIFL Alternate Asset Advisors Limited ("the Company"), which comprise the Balance Sheet as at 31 March 2015, and the Statement of Profit and Loss, and the Cash Flow Statement for the year then ended, and a summary of significant accounting policies and other explanatory information.

Management's Responsibility for the Standalone Financial Statements

The Company's Board of Directors is responsible for the matters stated in Section 134(5) of the Companies Act, 2013 (the 'Act') with respect to the preparation of these standalone financial statements that give a true and fair view of the financial position, financial performance and cash flows of the Company in accordance with the accounting principles generally accepted in India, including the Accounting Standards specified under Section 133 of the Act, read with Rule 7 of the Companies (Accounts) Rules, 2014. This responsibility also includes maintenance of adequate accounting records in accordance with the provisions of the Act for safeguarding of the assets of the Company and for preventing and detecting frauds and other irregularities; selection and application of appropriate accounting policies; making judgments and estimates that are reasonable and prudent; and design, implementation and maintenance of adequate internal financial controls, that were operating effectively for ensuring the accuracy and completeness of the accounting records, relevant to the preparation and presentation of the financial statements that give a true and fair view and are free from material misstatement, whether due to fraud or error.


Auditor's Responsibility

Our responsibility is to express an opinion on these standalone financial statements based on our audit.

We have taken into account the provisions of the Act, the accounting and auditing standards and matters which are required to be included in the audit report under the provisions of the Act and the Rules made thereunder.

We conducted our audit in accordance with the Standards on Auditing specified under Section 143(10) of the Act. Those Standards require that we comply with ethical requirements and plan and perform the audit to obtain reasonable assurance about whether the financial statements are free from material misstatement.

An audit involves performing procedures to obtain audit evidence about the amounts and disclosures in the financial statements. The procedures selected depend on the auditor's



judgment, including the assessment of the risks of material misstatement of the financial statements, whether due to fraud or error. In making those risk assessments, the auditor considers internal financial control relevant to the Company's preparation of the financial statements that give a true and fair view in order to design audit procedures that are appropriate in the circumstances, but not for the purpose of expressing an opinion on whether the Company has in place an adequate internal financial controls system over financial reporting and the operating effectiveness of such controls: An audit also includes evaluating the appropriateness of the accounting policies used and the reasonableness of the accounting estimates made by the Company's Directors, as well as evaluating the overall presentation of the financial statements.


We believe that the audit evidence we have obtained is sufficient and appropriate to provide a basis for our audit opinion on the standalone financial statements.

Opinion

In our opinion and to the best of our information and according to the explanations given to us, the aforesaid standalone financial statements give the information required by the Act in the manner so required and give a true and fair view in conformity with the accounting principles generally accepted in India, of the state of affairs of the Company as at 31st March, 2015, and its profit and its cash flows for the year ended on that date.

Report on Other Legal and Regulatory Requirements


1. As required by the Companies (Auditor's Report) Order, 2015 (the 'Order') issued by the Central Government of India in terms of Section 143(11) of the Act, we give in the Annexure, a statement on the matters specified in paragraphs 3 and 4 of the Order.
2. As required by Section 143(3) of the Act, we report that:
 - (a) We have sought and obtained all the information and explanations which to the best of our knowledge and belief were necessary for the purposes of our audit;
 - (b) In our opinion, proper books of account as required by law have been kept by the Company so far as it appears from our examination of those books;
 - (c) The Balance Sheet, the Statement of Profit and Loss and the Cash Flow Statement dealt with by this report are in agreement with the books of account;
 - (d) In our opinion, the aforesaid standalone financial statements comply with the Accounting Standards specified under Section 133 of the Act, read with Rule 7 of the Companies (Accounts) Rules, 2014;
 - (e) On the basis of the written representations received from the directors as on 31st March, 2015 taken on record by the Board of Directors, none of the directors is



disqualified as on 31st March, 2015 from being appointed as a director in terms of Section 164 (2) of the Act; and

- (f) With respect to the other matters to be included in the Auditor's Report in accordance with Rule 11 of the Companies (Audit and Auditors) Rules, 2014, in our opinion and to the best of our information and according to the explanations given to us:
- i. The Company does not have any pending litigations which would impact its financial position in its financial statements refer note no 26 to the financial statements;
 - ii. The Company did not have any long-term contracts including derivative contracts for which there were any material foreseeable losses; and
 - iii. There were no amounts which were required to be transferred to the Investor Education and Protection Fund by the Company

For Sharp and Tannan Associates
Chartered Accountants
Firm's Registration No.:109983W
By the hand of



A handwritten signature in black ink, appearing to read "Tirtharaj Khot".

Tirtharaj Khot
Partner


Membership No.: (F) 037457

Place: Mumbai
Date: 6th May, 2015

Annexure to the Auditors' Report

The Annexure referred to in our report to the members of **IIFL Alternative Asset Advisors Limited** ("the Company") for the year ended 31 March 2015. We report that:

1. The Company does not possess any fixed assets during the period, Paragraph 3 (i) (a) and (b) of the Order are not applicable to the Company.
2. The Company is not carrying on any manufacturing or trading activity. Therefore, Paragraph 3 (ii) (a), (b) and (c) of the Order are not applicable to the Company.
3. The Company has not granted any loans, secured or unsecured to companies, firms or other parties covered in the register maintained under Section 189 of the Act. Therefore the Paragraph 3 (iii) (a) and (b) of the Order are not applicable to the Company.
4. In our opinion and according to the information and explanations given to us, there are adequate internal control systems commensurate with the size of the Company and nature of its business, for sale of services. Further, on the basis of our examination of the books and records of the Company, and according to the information and explanations given to us, we have neither come across nor have we been informed of any continuing failure to correct major weaknesses in the aforesaid internal control systems.
5. The Company has not accepted any deposits during the year from the public to which the directives issued by Reserve Bank of India and the provisions of Section 73 to 76 and any other relevant provisions of the Act and the rules framed thereunder apply.
6. As per the information and explanations given to us, in respect of the class of industry the Company falls under, the maintenance of cost records has not been prescribed by the Central Government under section 148(1) of the Companies Act, 2013. Therefore, Paragraph 3 (vi) of the Order is not applicable to the Company.
7. (a) According to the information and explanations given to us and the records of the Company examined by us, the Company is generally regular in depositing undisputed statutory dues including provident fund, employees' state insurance, income tax, sales tax, wealth tax, service tax, duty of customs, duty of excise, value added tax, cess and any other material statutory dues as applicable to the Company, with the appropriate authorities. There were no undisputed amounts payable in respect of provident fund, employees' state insurance, income tax, sales tax, wealth tax, service tax, duty of customs, duty of excise, value added tax, cess and any other material statutory dues as applicable to the Company outstanding as at 31st March 2015 for a period of more than six months from the date they became payable.




(b) According to the information and explanations given to us and records of the Company examined by us, there are no cases of non-deposit with the appropriate authorities of disputed dues income tax or sales tax or wealth tax or service tax or duty of customs or duty of excise or value added tax or cess.

(c) According to the information and explanations given to us, there is no amount required to be transferred to Investor Education and Protection Fund in accordance with the relevant provisions of the Companies Act, 1956 (1 of 1956) and the rules made thereunder.

8. At the end of the financial year, the Company has neither accumulated losses nor has incurred cash loss during the financial year covered by our audit, and in the immediately preceding financial year.
9. As the Company has not borrowed from financial institution or bank or debenture holders during the year, Paragraph 3 (ix) of the Order is not applicable to the Company.
10. According to the information and explanations given to us, the Company has not given any guarantee for loans taken by others from banks or financial institutions. Accordingly, the Paragraph 3 (x) of the Order is not applicable.
11. The Company has not availed any term loan during the period. Therefore, Paragraph 3 (xi) of the Order is not applicable to the Company.
12. During the course of our examination of the books and records of the Company, carried out in accordance with generally accepted auditing practices in India and according to the information and explanations given to us, we have neither come across any material fraud on or by the Company noticed or reported during the year, nor have we been informed of such case by management.

Place: Mumbai
Date: 6th May, 2015



For Sharp and Tannan Associates
Chartered Accountants
Firm's Registration No.: 109983W
By the hand of

A handwritten signature in black ink, appearing to read "Tirtharaj Khot".

Tirtharaj Khot
Partner
Membership No.: (F) 037457

STANDALONE FINANCIALS OF IIFL ALTERNATE ASSET ADVISORS LIMITED
BALANCE SHEET AS AT MARCH 31, 2015


(Amount in ₹)

Particulars	Note No.	As at March 31, 2015	As at March 31, 2014
EQUITY AND LIABILITIES			
(1) Shareholder's funds			
(a) Share Capital	3	500,000	500,000
(b) Reserve and Surplus	4	59,695,115	53,576,756
(c) Money received against share warrants		-	-
Sub total		60,195,115	54,076,756
(2) Share application money pending allotment			
		-	-
(3) Non Current Liabilities			
(a) Long-term borrowings		-	-
(b) Deferred tax liabilities (Net)		-	-
(c) Other Long-term liabilities	5	-	74,430
(d) Long-term provisions	6	-	697,427
Sub total		-	771,857
(4) Current liabilities			
(a) Short-term borrowings	7	40,281,463	34,483,007
(b) Trade payables	8	14,800	8,200
(c) Other current liabilities	9	1,385,852	24,165,482
(d) Short-term provisions	10	1,360,106	1,345,696
Sub total		43,042,221	60,002,385
TOTAL		103,237,336	114,850,998
ASSETS			
(1) Non-current assets			
(a) Fixed assets			
(i) Tangible assets		-	-
(ii) Intangible assets		-	-
(iii) Capital work-in-progress		-	-
(iv) Intangible assets under development		-	-
Sub total		-	-
(b) Non-current investments	11	100,000,000	100,000,000
(c) Deferred Tax Assets (Net)	12	3,065	247,961
(d) Long-term loans & advances	13	179,944	13,575,844
(e) Other non-current assets		-	-
Sub total		100,183,009	113,823,805
(2) Current assets			
(a) Current investments		-	-
(b) Inventories		-	-
(c) Trade receivables	14	3,049,876	179,438
(d) Cash and Cash equivalents	15	-	847,755
(e) Short-term loans & advances	16	4,451	-
(f) Other current assets		-	-
Sub total		3,054,327	1,027,193
TOTAL		103,237,336	114,850,998
See accompanying notes forming part of the standalone financial statements	1-29		


As per our attached report of even date


For Sharp & Tannan Associates
Chartered Accountants
Firm's Registration No.109983W
By the hand of


Pritharaj Khot
Partner
Membership No.: (F) 037457



For and on behalf of the Board of Directors


R. Mohan
Director
(DIN: 00012070)


Narendra Jain
Director
(DIN: 01984467)



Place : Mumbai
Date : May 6, 2015

**STANDALONE FINANCIALS OF IIFL ALTERNATE ASSET ADVISORS LIMITED
STATEMENT OF PROFIT AND LOSS FOR THE YEAR ENDED MARCH 31, 2015**


(Amount in ₹)

Particulars	Note No.	2014-2015	2013-2014
INCOME :			
Revenue From Operations	17	16,346,978	187,875,925
Other Income	18	1,253,670	216,192
Total Revenue		17,600,648	188,092,117
EXPENSES :			
Employee Benefit Expenses	19	2,336,536	22,671,159
Administration and other expenses	20	1,108,967	95,768,096
Finance cost	21	5,214,949	1,608,478
Depreciation		-	-
Provision & Write off		-	-
Total Expenditure		8,660,452	120,047,732
Profit before tax		8,940,196	68,044,385
Tax expenses :			
Current tax		2,816,829	23,120,485
Deferred tax expenses		244,896	(3,820)
Short / (excess) provision for income tax		(239,888)	200
Total Tax Expenses		2,821,837	23,116,865
Profit (loss) for the period		6,118,359	44,927,520
Earning Per Share- Basic	22	122.37	898.55
Earning Per Share- Diluted	22	122.37	898.55
Face Value Per Share		10.00	10.00
See accompanying notes forming part of the standalone financial statements	1-29		


As per our attached report of even date


For Sharp & Tannan Associates
Chartered Accountants
Firm's Registration No.109983W
By the hand of


Anuraj Khot
Partner
Membership No.: (F) 037457



For and on behalf of the Board of Directors


R. Mohan
Director
(DIN: 00012070)


Narendra Jain
Director
(DIN: 01984467)



Place : Mumbai
Date : May 6, 2015


STANDALONE FINANCIALS OF IIFL ALTERNATE ASSET ADVISORS LIMITED
CASH FLOW STATEMENT FOR THE YEAR ENDED MARCH 31, 2015

(Amount in ₹)


PARTICULARS	2014-2015	2013-2014
A. Cash flows from operating activities		
Net profit before taxation and extraordinary item	8,940,196	68,044,385
Adjustments For:		
Provisions for Gratuity	171,666	(18,005)
Provisions for Leave Encashment	(1,989)	(211,913)
Interest Expense	1,714,093	147,787
Operating Profit Before Working Capital Changes	10,823,966	67,962,254
Changes in working Capital :		
(Increase) / Decrease in Trade Receivables	(2,870,438)	(179,438)
(Increase) / Decrease in Short Term Loans & Advances	(4,451)	-
(Increase) / Decrease in Long Term Loans & Advances	13,395,901	(2,612,074)
Increase / (Decrease) in Trade Payables	6,600	8,200
Increase / (Decrease) in Other Liabilities	(22,779,630)	8,646,660
Increase / (Decrease) in Long-term liabilities	(74,430)	74,430
Increase / (Decrease) in Long-term provisions	(697,427)	(246,452)
Increase / (Decrease) in Short Term Provisions	(155,267)	1,431,982
Cash Generated From Operations	(2,355,176)	75,085,562
Tax (Paid) / Refund	(2,576,941)	(23,120,685)
Net cash from operating activities (A)	(4,932,117)	51,964,877
B. Cash flows from investing activities		
Purchase/Sale of Investments (net)	-	(100,000,000)
Net cash from investing activities (B)	-	(100,000,000)
C. Cash flows from financing activities		
Interest Expenses	(1,714,093)	(147,787)
Short Term Borrowings	5,798,455	34,483,007
Net cash used in financing activities (C)	4,084,362	34,335,221
Net Increase in cash and cash equivalents (A+B+C)	(847,755)	(13,699,903)
Reconciliation of Cash & cash equivalents with the Balance Sheet:		
Cash and Cash Equivalents		
Opening Cash on hand and balances with banks	847,755	14,547,658
Closing Cash on hand and balances with banks	-	847,755
Net Increase/(Decrease) in Cash and Cash Equivalents	(847,755)	(13,699,903)
See accompanying notes forming part of the standalone financial statements Note No. 1-29		

As per our attached report of even date

For Sharp & Tannan Associates
Chartered Accountants
Firm's Registration No.109983W
By the hand of



Tirtharaj Khot
Partner
Membership No.: (F) 037457



Place : Mumbai
Date : May 6, 2015

For and on behalf of Board of Directors



R. Mohan
Director
(DIN: 00012070)



Narendra Jain
Director
(DIN: 01984467)



STANDALONE FINANCIALS OF IIFL ALTERNATE ASSET ADVISORS LIMITED

Notes forming part of financial statement for the year ended March 31, 2015

Note 1. Corporate Information :

IIFL Alternate Asset Advisors Limited is a company incorporated under the Companies Act, 1956. The Company is engaged in the business of arranging and distribution of various classes of assets including financial products, real estate, wealth management and private asset management. Company was acting as Investment Manager to IIFL Venture Fund, IIFL Private Equity Fund and IIFL Opportunities Fund, Category I, II and III-Alternative Investment Funds registered with SEBI and IIFL Real Estate Fund (Domestic) – Series 1, a scheme launched by India Infoline Venture Capital Fund. The company has ceased its investment managing activities from 1st March, 2014.

Note 2. Significant Accounting Policies:

2.1 Basis of preparation of financial statements:

The financial statements have been prepared in accordance with the Generally Accepted Accounting Principles in India (Indian GAAP) to comply with all material aspects of the applicable accounting standards as prescribed under section 133 of Companies Act, 2013 (Act) read with Rule 7 of the Companies (Accounts) rules, 2014, the provisions of the Act (to the extent applicable or to the extent notified). The financial statements have been prepared on accrual basis under the historical cost convention. The accounting policies adopted in the preparation of the financial statements are consistent with those followed in the previous year by the Company.

2.2 Use of Estimates:


The preparation of financial statements in conformity with the generally accepted accounting principles requires the management to make estimates and assumptions that affect the reported amount of assets and liabilities on the date of the financial statements and the reported amount of revenues and expenses during the reporting period. The management believes that the estimates used in the preparation of financial statements are prudent and reasonable. Difference between the actual result and estimates are recognized in the period in which the results are known / materialized.

2.3 Fixed Assets and Depreciation:

Fixed assets are stated at cost of acquisition less accumulated depreciation and impairment loss, if any thereon. Depreciation is charged using the straight line method based on the useful life of fixed assets as estimated by the management as specified below. Depreciation is charged from the month in which new assets are put to use. No depreciation is charges from the month in which assets are sold. In the case of transfer of fixed assets from group companies, depreciation is charged over the remaining useful life of the assets. Individual assets / group of similar assets costing up to ₹5,000 has been depreciated in full in the year of purchase. Lease hold land is depreciated on a straight line basis over the lease hold period.

Estimated useful life of the assets is as under:

Class of assets	Useful life in years
Buildings*	20
Computers*	3
Electrical*	5
Office equipment	5
Furniture and fixtures*	5
Vehicles*	5
Software	3



STANDALONE FINANCIALS OF IIFL ALTERNATE ASSET ADVISORS LIMITED

Notes forming part of financial statement for the year ended March 31, 2015 (Continued)

* For these class of assets, based on internal assessment and independent technical evaluation carried out by external valuers the management believes that the useful lives as given above best represent the period over which management expects to use these assets. Hence the useful lives for these assets is different from the useful lives as prescribed under Part C of Schedule II of the Companies Act 2013.

2.4 Investments:

Investments, which are readily realizable and intended to be held for not more than one year from the date on which such investments are made, are classified as current investments. All other Investments are classified as non – current investments.. Current investments are stated at lower of cost or market / fair value. Non – current investments are carried at cost. Provision for diminution in value of non – current investments is made, if in the opinion of the management such diminution is other than temporary For investment in Mutual funds, the net Assets value (NAV) declare by the Mutual Funds at the balance sheet date is considered as the fair value.

2.5 Provisions, Contingent Liabilities and Contingent Assets:

The Company creates a provision when there is present obligation as a result of a past event that probably requires an outflow of resources and a reliable estimate can be made of the amount of the obligation. A disclosure for a contingent liability is made when there is a possible obligation or a present obligation that may, but probably will not, require an outflow of resources. When there is a possible obligation or a present obligation in respect of which the likelihood of outflow of resources is remote, no provision or disclosure is made.

2.6 Taxation:

Tax expense comprises current and deferred tax. Current income-tax is measured at the amount expected to be paid to the tax authorities in accordance with the Income-tax Act, 1961 enacted in India.

Income Tax


Provision for current tax is computed based on estimated tax liability computed after adjusting for allowance, disallowance and exemptions in accordance with the applicable tax laws.

Deferred Tax

Deferred income taxes reflect the impact of timing differences between taxable income and accounting income originating during the current year and reversal of timing differences for the earlier . Deferred tax is measured using the tax rate and the tax laws enacted or substantively enacted at the Balance Sheet date. The deferred tax asset is recognised or unrecognised, to the extent that it has become reasonably certain or virtually certain, as the case may be, that sufficient future taxable income will be available. At each reporting date, the Company re-assesses unrecognized deferred tax assets. Deferred tax liability is recognised as and when arises.

Minimum Alternate Tax (MAT)

MAT credit asset is recognized where there is convincing evidence that the asset can be realized in future. MAT credit assets are reviewed at each balance sheet date and written down or written up to reflect the amount that is reasonably certain to be realised.



STANDALONE FINANCIALS OF IIFL ALTERNATE ASSET ADVISORS LIMITED

Notes forming part of financial statement for the year ended March 31, 2015 (Continued)

2.7 Revenue Recognition:

Revenue is recognized to the extent it is probable that the economic benefits will flow to the company and the revenue can be reliably measured. The following specific recognition criteria must also be met before revenue is recognized.

- Investment management fees are accounted on accrual basis.
- Distribution Fee/Commission is recognized on accrual basis in accordance with the terms agreed with the counter party.

2.8 Other Income Recognition:

- Interest Income is recognized on accrual basis.
- Dividend income is recognized when the right to receive payment is established.
- Capital Gain/Loss is recognized on the date of trade.

2.9 Translation of foreign currency items :

Foreign currency transactions are recorded in the reporting currency at the rates of exchange prevailing on the date of the transaction. Exchange differences, if any, arising out of transactions settled during the year are recognized in the Statement of Profit and Loss. Monetary assets and liabilities denominated in foreign currencies as at the balance sheet date are translated at the closing exchange rate on that date. The exchange differences, if any, are recognized in the Statement of Profit and Loss and related assets and liabilities are accordingly restated in the Balance Sheet.

2.10 Employee Benefits:

The company's contribution towards Provident Fund and Family Pension Fund, which are defined contribution, are accounted for on an accrual basis and recognised in the statement of Profit & loss. The Company has provided "Compensated Absences" on the basis of actuarial valuation.

Gratuity is post employment benefit and is in the nature of Defined Benefit Plan. The Liability recognized in the Balance Sheet in respect of gratuity is the present value of defined benefit obligation at the balance sheet date together with the adjustments for unrecognized actuarial gain or losses and the past service costs. The defined benefit obligation is calculated at or near the balance sheet date by an independent actuary using the projected unit credit method.

Provisions are reviewed at each balance sheet date and adjusted to reflect the current best estimate. If it is no longer probable that the outflow of resources would be required to settle the obligation, the provision is reversed.

Contingent Assets are neither recognized nor disclosed in the financial statements.

2.11 Operating Leases:


Lease rentals in respect of operating lease arrangements are charged to the statement of Profit & Loss in accordance with Accounting Standard 19 – Leases, issued by the Institute of Chartered Accountants of India.

2.12 Preliminary Expenses

Preliminary Expenses are written off in same financial year in which they are incurred.

2.13 Earnings Per Share:

Basic earnings per share are calculated by dividing the net profit or loss for the period attributable to equity shareholders by the weighted average number of equity shares outstanding during the period.



STANDALONE FINANCIALS OF IIFL ALTERNATE ASSET ADVISORS LIMITED

Notes forming part of financial statement for the year ended March 31, 2015 (Continued)

The diluted earnings per share for equity shareholders have been computed by dividing the Net Profit after Tax or loss by the weighted average number of shares after giving dilutive effect of all potential Equity shares

Note 3. Share Capital:

a) The Authorised, Issued, Subscribed and fully paid up share capital comprises of equity shares having a par value of ₹10 as follows: (Amount in ₹)

Authorised :	As at March 31, 2015	As at March 31, 2014
50,000 Equity Shares of ₹ 10/- each with voting rights	500,000	500,000
Issued, Subscribed and Paid-up :		
50,000 (Previous Year 50,000 equity shares of ₹ 10/- each) Equity Shares of ₹ 10/- each fully paid-up each with voting rights	500,000	500,000
Total	500,000	500,000

b) Reconciliation of the shares outstanding at the beginning and at the end of the reporting period:

(Amount in ₹)

Particulars	As at March 31, 2015		As at March 31, 2014	
	Numbers	Amount	Numbers	Amount
Outstanding at the beginning of the year	50,000	500,000	50,000	500,000
Add: Issued during the	-	-	-	-
Less: Shares bought back	-	-	-	-
Outstanding at the End of the year	50,000	500,000	50,000	500,000

c) Terms/rights attached to equity shares:

The company has only one class of shares referred to as equity shares having a par value of ₹ 10/-each. Each holder of equity shares is entitled to one vote per share. The company declares and pays dividend in Indian Rupees.


In the event of liquidation of the company, the holders of equity shares will be entitled to receive remaining assets of the company, after distribution of all preferential amounts. The distribution will be in proportion to the number of equity shares held by the shareholders.

d) Equity Shares held by holding company/ultimate holding company and their subsidiaries.

Particulars	As at March 31, 2015		As at March 31, 2014	
	Numbers	% holding	Numbers	% holding
Equity shares of ₹10 each fully paid				
IIFL Wealth Management Limited	50,000	100%	50,000	100%

e) Details of shareholders holding more than 5% shares in the company

Particulars	As at March 31, 2015		As at March 31, 2014	
	Numbers	% holding	Numbers	% holding
IIFL Wealth Management Limited	50,000	100%	50,000	100%



STANDALONE FINANCIALS OF IIFL ALTERNATE ASSET ADVISORS LIMITED

Notes forming part of financial statement for the year ended March 31, 2015 (Continued)

Note 4. Reserve and Surplus:

(Amount in ₹)

Particulars	As at March 31, 2015	As at March 31, 2014
Surplus/(Deficit) in statement of Profit and Loss		
Opening Balance: As per last Financial Statement	53,576,756	8,649,236
Addition: Profit/(Loss) during the Year	6,118,359	44,927,520
Total	59,695,115	53,576,756

Note 5. Other Long term liabilities:

(Amount in ₹)

Particulars	As at March 31, 2015	As at March 31, 2014
Statutory Liabilities Payable	-	74,430
Total	-	74,430

Note 6. Long term Provisions:

(Amount in ₹)

Particulars	As at March 31, 2015	As at March 31, 2014
Provision for employee benefits :		
- Provision for Gratuity	-	603,205
- Provision for Leave Encashment	-	94,222
Total	-	697,427

Note 7. Short term borrowings:

(Amount in ₹)

Particulars	As at March 31, 2015	As at March 31, 2014
Unsecured Loans		
Inter Corporate Deposits (ICD)	40,281,463	34,483,007
Total	40,281,463	34,483,007

Note 8. Trade Payables:

(Amount in ₹)


Particulars	As at March 31, 2015	As at March 31, 2014
Outstanding dues of micro & small enterprises	-	-
Outstanding dues of other than micro & small enterprises	14,800	8,200
Total	14,800	8,200

Trade payable includes ₹ Nil (previous year - ₹ Nil) payable to "suppliers" referred under the Micro, Small and Medium Enterprises Development Act, 2006. No Interest has been paid/is payable by company during the year to "Suppliers" referred under the act. The aforementioned is based on the response received by the Company to its inquiries with suppliers with regards to applicability under the said act.

Note 9. Other Current liabilities:

(Amount in ₹)

Particulars	As at March 31, 2015	As at March 31, 2014
Book Overdraft	1,271,286	21,511,327
Accrued Salaries & Benefits	-	608,171
Statutory Liabilities Payables	102,066	2,035,984
Other Payables	12,500	10,000
Total	1,385,852	24,165,482



STANDALONE FINANCIALS OF IIFL ALTERNATE ASSET ADVISORS LIMITED

Notes forming part of financial statement for the year ended March 31, 2015 (Continued)

Note 10 . Short-term provisions:

(Amount in ₹)

Particulars	As at March 31, 2015	As at March 31, 2014
(a) Provision for employee benefits :		
- Provision for Gratuity	-	116,387
- Provision for Leave Encashment	-	28,474
- Bonus Payable	-	1,200,547
(b) Others		
- Provision for Expenses	-	288
- Provision for Tax (Net of Advance tax and TDS ₹ 1,456,723/-) (Previous Year ₹ Nil)	1,360,106	-
Total	1,360,106	1,345,696

Note 11. Non Current Investments:

(Amount in ₹)

Particulars	As At March 31, 2015			As At March 31, 2014		
	Face Value	Quantity	Amount	Face Value	Quantity	Amount
Unquoted, Non Trade Investment:						
Investment in Units:						
IIFL Asset Revival Fund	10	9,481,291	100,000,000	10	9,481,291	100,000,000
Total			100,000,000			100,000,000

Note 12. Deferred Tax Liabilities/ Assets (Net):

(Amount in ₹)

Particulars	As at March 31, 2015	As at March 31, 2014
On Gratuity	-	244,589
On Preliminary expenses	3,065	3,372
Total	3,065	247,961

Note 13. Long Term Loans and Advances:


(Amount in ₹)

Particulars	As at March 31, 2015	As at March 31, 2014
Other Long Term Loans and Advances	179,944	2,247,025
Advance tax (Net of provision for tax ₹ NIL) (previous year ₹ 2,75,29,344)	-	11,328,819
Total	179,944	13,575,844

Note 14. Trade Receivables :

(Amount in ₹)

Particulars	As at March 31, 2015	As at March 31, 2014
Outstanding for a period exceeding six months		
- Considered good	-	-
- Considered doubtful	-	-
Outstanding for a period less than six months		
- Considered good	3,049,876	179,438
- Considered doubtful	-	-
Total	3,049,876	179,438



STANDALONE FINANCIALS OF IIFL ALTERNATE ASSET ADVISORS LIMITED

Notes forming part of financial statement for the year ended March 31, 2015 (Continued)

Note 15. Cash and Cash equivalents:

(Amount in ₹)

Particulars	As at March 31, 2015	As at March 31, 2014
Cash In Hand	-	-
Balances with Bank:		
- In Current accounts	-	847,755
- In Deposit accounts	-	-
Total	-	847,755

Note 16. Short Term Loans and Advances:

(Amount in ₹)

Particulars	As at March 31, 2015	As at March 31, 2014
Unsecured, considered good		
- Other Loans & Advances	1,200	-
- Prepaid expenses	3,251	-
Total	4,451	-

Note 17 . Revenue from Operations:

(Amount in ₹)

Particulars	2014-2015	2013-2014
Investment Management Fees	-	184,666,429
Distribution Fees	16,346,978	3,209,496
Total	16,346,978	187,875,925

Note 18 . Other Income:

(Amount in ₹)

Particulars	2014-2015	2013-2014
Interest on Income Tax Refund	810,108	-
Reimbursement of Expenses	443,562	-
Capital Gains	-	216,192
Total	1,253,670	216,192

Note 19. Employee Benefit Expenses:


(Amount in ₹)

Particulars	2014-2015	2013-2014
Salaries and bonus	2,093,187	22,093,667
Contribution to provident and other funds**	73,672	777,940
Gratuity Expenses*	171,666	(18,005)
Staff Welfare Expenses	-	29,470
Leave Encashment Expenses	(1,989)	(211,913)
Total	2,336,536	22,671,159

*The Company is recognising and accruing the employee benefit as per accounting standard (AS)-15 on "Employee Benefits" the disclosures of which are as under:

(Amount in ₹)

Assumptions	2014-2015	2013-2014
Discount rate previous year	9.14%	8.00%
Salary Escalation previous year	5.00%	5.00%
Discount rate current year	0.00%	9.14%
Salary Escalation Current year	0.00%	5.00%



STANDALONE FINANCIALS OF IIFL ALTERNATE ASSET ADVISORS LIMITED

Notes forming part of financial statement for the year ended March 31, 2015 (Continued)

Change in Benefit Obligation	2014-2015	2013-2014
Liability at the beginning of the year	719,592	737,597
Interest Cost	-	59,008
Current Service Cost	171,666	202,404
Liability transferred in	81,628	-
Liability transferred out	(972,886)	(492,332)
Actuarial (gain)/ Loss on obligations	-	212,915
Liability at the end of the year	-	719,592
Amount Recognised in the Balance Sheet	2014-2015	2013-2014
Liability at the end of the year	-	(719,592)
Funded Status(Surplus/ Deficit)	-	(719,592)
Amount of (liability)/ Asset Recognised in the balance sheet	-	(719,592)
Expenses Recognised in the Income statement	2014-2015	2013-2014
Current Service cost	171,666	202,404
Interest Cost	-	59,008
Net Transfer Out	-	(492,332)
Actuarial Gain or Loss	-	212,915
Expense Recognised in P & L	171,666	(18,005)
Balance Sheet reconciliation	2014-2015	2013-2014
Opening Net liability	(719,592)	(737,597)
Expense as above	(171,666)	18,005
Net Transfer In	(81,628)	-
Net Transfer Out	972,886	-
(Liability)/Asset Recognised in Balance sheet	-	(719,592)


****Defined Contribution Plans:**

The Company has recognised the following amounts as an expense and included in the Employee Benefit Expenses.

Particulars	2014-2015	2013-2014
Contribution to Provident and other Fund	73,672	777,940

Note 20 . Administration and other expenses:

Particulars	2014-2015	2013-2014
Exchange and Statutory Charges	83	422,472
Marketing and Commission Expenses	982	71,961,439
Direct Operating Expenses	-	9,154,429
Bank Charges	3,736	2,180
Communication Expenses	22,132	190,619
Electricity Expenses	67,792	194,771
Legal & Professional Fees	49,820	1,668,857
Miscellaneous Expenses	9,049	162,269
Office Expenses	-	5,566,130
Subscription Charges	976	62,680



STANDALONE FINANCIALS OF IIFL ALTERNATE ASSET ADVISORS LIMITED

Notes forming part of financial statement for the year ended March 31, 2015 (Continued)

Particulars	2014-2015	2013-2014
Printing and Stationery	39,544	114,787
Rent Expenses	442,869	1,305,855
Insurance	44,634	-
Remuneration to Auditors :		
- Audit Fees	12,500	10,000
- Out of Pocket expenses	-	-
Software Charges	48,698	131,434
Travelling and Conveyance	366,152	4,820,174
Total	1,108,967	95,768,096

Note 21. Finance cost:

(Amount in ₹)

Particulars	2014-2015	2013-2014
Interest Expenses	5,214,949	1,608,478
Total	5,214,949	1,608,478

Note 22. Basic and Diluted Earnings Per Share ["EPS"] computed in accordance with Accounting Standard (AS) 20 'Earnings per share'

(Amount in ₹)

PARTICULARS		2014-2015	2013-2014
BASIC & DILUTED			
Profit after tax as per statement of Profit and Loss	A	6,118,359	44,927,520
Weighted average number of Shares Subscribed	B	50,000	50,000
Face Value of Equity Shares (₹) fully paid		10	10
Basic & Diluted EPS (₹)	A/B	122.37	898.55

Note 23. The Company Operates from and uses the premises, infrastructure and other facilities and services as provided to it by its holding company / subsidiaries / group companies which are termed as 'Shared Services'. Hitherto, such shared services consisting of administrative and other revenue expenses paid for/by the company were identified and recovered from them based on reasonable management estimates, which are constantly refined in the light of additional knowledge gained relevant to such estimation. These expenses are recovered on an actual basis and the estimates are used only where actual were difficult to determine.

Note 24. Capital and Other Commitments


The Company does not have any outstanding commitments of capital expenditure, as on the balance sheet date of preparing financial statement.

Note 25. The Company does not have any contingent liability not provided for, as on the balance sheet date of preparing financial statement.

Note 26. There are no pending litigations by and on the Company as on the balance sheet date.

Note 27. Segment Reporting

In the opinion of the management, there is only one reportable business segment (Financing & Investing) as envisaged by AS17 'Segment Reporting', issued by the Institute of Chartered Accountants of India. Accordingly, no separate disclosure for segment reporting is required to be made in the financial statements of the Company.



STANDALONE FINANCIALS OF IIFL ALTERNATE ASSET ADVISORS LIMITED

Notes forming part of financial statement for the year ended March 31, 2015 (Continued)


Secondary segmentation based on geography has not been presented as the Company operates primarily in India and the Company perceives that there is no significant difference in its risk and returns in operating from different geographic areas within India.

Note 28. Related Party Disclosures:

Related party disclosures for the year ended March 31, 2015

a) List of Related Parties:

Nature of relationship	Name of party
Ultimate Holding Company	IIFL Holdings Limited (Formerly India Infoline Limited)
Holding company	IIFL Wealth Management Limited
Fellow Subsidiaries	IIFL Distribution Services Limited (Formerly IIFL Distribution Services Private Limited) IIFL Investment Adviser and Trustee Services Limited (Formerly IIFL Trustee Services Limited) India Infoline Asset Management Company Limited India Infoline Trustee Company Limited India Alternatives Investment Advisors Private Limited IIFL Private Wealth Management (Dubai) Limited IIFL Asia Pte Limited IIFL Inc IIFL Private Wealth Hong Kong Limited IIFL Private Wealth (Mauritius) Ltd IIFL Private Wealth (Suisse) SA IIFL Securities Pte. Limited IIFL Capital Pte. Limited
Group Companies	India Infoline Limited (Formerly India Infoline Distribution Co. Limited) India Infoline Finance Limited India Infoline Insurance Services Limited India Infoline Commodities Limited IIFL Realty Limited India Infoline Housing Finance Limited India Infoline Media & Research Services Limited IIFL Capital Limited India Infoline Commodities DMCC IIFL Wealth UK Limited IIFL Capital Inc India Infoline Foundation IIFL Properties Private Limited (Formerly Ultra Sign & Display Private Limited) IIFL Asset Reconstruction Limited India Infoline Insurance Brokers Limited
Key Management Personnel	Karan Bhagat Yatin Shah
Others Related Parties	Nirmal Jain R. Venkataraman Orpheus Trading Pvt. Limited Ardent Impex Pvt. Limited




STANDALONE FINANCIALS OF IIFL ALTERNATE ASSET ADVISORS LIMITED

Notes forming part of financial statement for the year ended March 31, 2015 (Continued)

b) Significant Transactions with Related Parties:

(Amount in ₹)

Nature of Transaction	Ultimate Holding Company	Holding Company	Fellow Subsidiaries	Group Companies	Total
Management Fees (Income):					
India Infoline Asset Management Company Limited	-	-	-	-	-
	-	-	(1,267,149)	-	(1,267,149)
Management Fees (Expenses):					
India Infoline Asset Management Company Limited	-	-	-	-	-
	-	-	(8,325,501)	-	(8,325,501)
Arranger Fees Income:					
India Infoline Finance Limited	-	-	-	948,000	948,000
	-	-	-	-	-
Arranger Fees Expenses:					
IIFL Realty Limited	-	-	-	-	-
	-	-	-	(47,520,690)	(47,520,690)
IIFL Wealth Management Limited	-	(23,617,102)	-	-	(23,617,102)
India Infoline Asset Management Company Limited	-	-	-	-	-
	-	-	(823,647)	-	(823,647)
Manpower Outsource Expenses:					
IIFL Distribution Services Ltd (Formerly IIFL Distribution Services Private Limited)	-	-	-	-	-
	-	-	(5,569,303)	-	(5,569,303)
Interest Expenses on ICD :					
IIFL Wealth Management Limited	-	5,214,949	-	-	5,214,949
	-	(1,608,478)	-	-	(1,608,478)
ICD Taken:					
IIFL Wealth Management Limited	-	26,905,000	-	-	26,905,000
	-	(125,455,000)	-	-	(125,455,000)
ICD Repaid:					
IIFL Wealth Management Limited	-	25,800,000	-	-	25,800,000
	-	(91,799,050)	-	-	(91,799,050)
Other Funds Received:					
IIFL Wealth Management Limited	-	99,314	-	-	99,314
	-	-	-	-	-
Other Funds Paid:					
IIFL Wealth Management Limited	-	(56,200)	-	-	(56,200)
IIFL Holdings Limited (Formerly India Infoline Limited)	232,382	-	-	-	232,382
India Infoline Limited (Formerly India Infoline Distribution Co. Ltd)	-	-	-	-	-
	-	-	-	(1,871,363)	(1,871,363)
India Infoline Asset Management Company Limited	-	-	1,111,279	-	1,111,279
	-	-	-	-	-



STANDALONE FINANCIALS OF IIFL ALTERNATE ASSET ADVISORS LIMITED

Notes forming part of financial statement for the year ended March 31, 2015 (Continued)

Nature of Transaction	Ultimate Holding Company	Holding Company	Fellow Subsidiaries	Group Companies	Total
Allocation / Reimbursement of expenses Paid:					
IIFL Wealth Management Limited	-	668,433	-	-	668,433
India Infoline Limited (Formerly India Infoline Distribution Co. Ltd)	-	(2,696,221)	-	-	(2,696,221)
	-	-	-	110,374	110,374
	-	-	-	(568,784)	(568,784)
Allocation / Reimbursement of expenses Received:					
India Infoline Limited (Formerly India Infoline Distribution Co. Ltd)	-	-	-	-	-
	-	-	-	(4,920,010)	(4,920,010)

c) Amount due to/ from related parties (Closing Balance)

(Amount in ₹)

Nature of Transaction	Ultimate Holding Company	Holding Company	Fellow Subsidiaries	Group Companies	Total
ICD Taken :					
IIFL Wealth Management Limited	-	40,281,463	-	-	40,281,463
	-	(34,483,007)	-	-	(34,483,007)

Note :


- I Figures in bracket represents previous year figures.
- II Related parties are identified and certified by the management.

Note 29. Previous year figures are regrouped, reclassified and rearranged wherever considered necessary.



As per our attached report of even date

For Sharp & Tannan Associates
Chartered Accountants
Firm's Registration No. 109983W
By the hand of

For and on behalf of the Board of Directors



Tirtharaj Khot
Partner
Membership No.: (F) 037457

R. Mohan
Director
(DIN: 00012070)




Narendra Jain
Director
(DIN: 01984467)

Place : Mumbai
Date: May 6, 2015